

ILLUMINATE MERCHANDISE AT THE POINT OF SALE

LEDge Light Versa is Madix's most versatile lighting solution for retail shelves. It allows retailers to reposition lighted shelves without reconnecting wires.



Combine with LEDge Light to Create a
Hassle-Free Way to Reset Shelves with Attached Lighting

HOW DOES VERSA WORK?


PROMOTE

Patent pending LEDge Light Versa System allow retailers to quickly and easily modify shelf spacing without the hassle of unplugging and reconnecting. Adjust shelves with LEDge lights throughout the run without moving wires or electrical connections. System is used in lieu of harness or jumper application. Engineered to install on most metal shelving systems.




1

Attach Versa Bus Bar to the Back Panel with peel and stick installation.




2

Connect Bus Bar to Power Supply using Y-Connector.




3

Magnetically attach LEDge Light to the shelf.



4

Attach Versa Connector to back lip of shelf with unique hook and magnet attachment and plug it into LEDge Light.



5

Reattach shelf, lining up Versa Connector with Bus Bar. Lights will automatically illuminate.

View the assembly instructions and installation video at www.madixinc.com/promote/lighting/versa

