

SPECIALTY FIXTURES

Luxe & Vesta®

madix®




Table of Contents



Luxe Fixtures..... 3
 Example Layouts of Luxe Aisle and Wall Fixture 6
 Uprights 7
 Panels 8
 Luxe Accessories 9
 Luxe Queuing Solutions 13
 Queuing Posts 14
 Queuing Back Panels 15
 45° Inside Corner Panel & Shelf 22
 45° Inside Corner Shelf & Post 23
 45° Inside Corner Back 24
 Queuing Accessories 26



Vesta 41
 Core and Dividers 44
 Shelving 46
 LEDge Light Gen4 48
 LEDge Light Versa 50
 LEDge Light Dimming Controller Kits 52



www.madixinc.com

Texas 500 Airport Road, Terrell, TX 75160 | 1010 S. Bolton, Jacksonville, TX 75766
Alabama 20984 Alabama Hwy. 9, Goodwater, AL 35072 | 500 Madix Drive, Eclectic, AL 36024

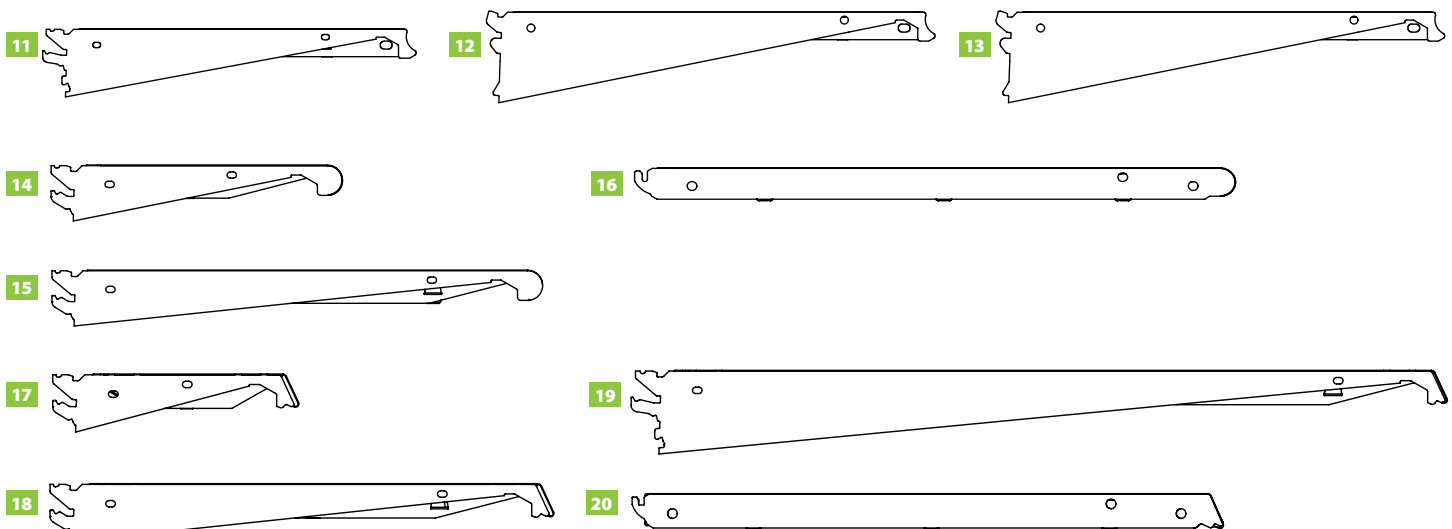
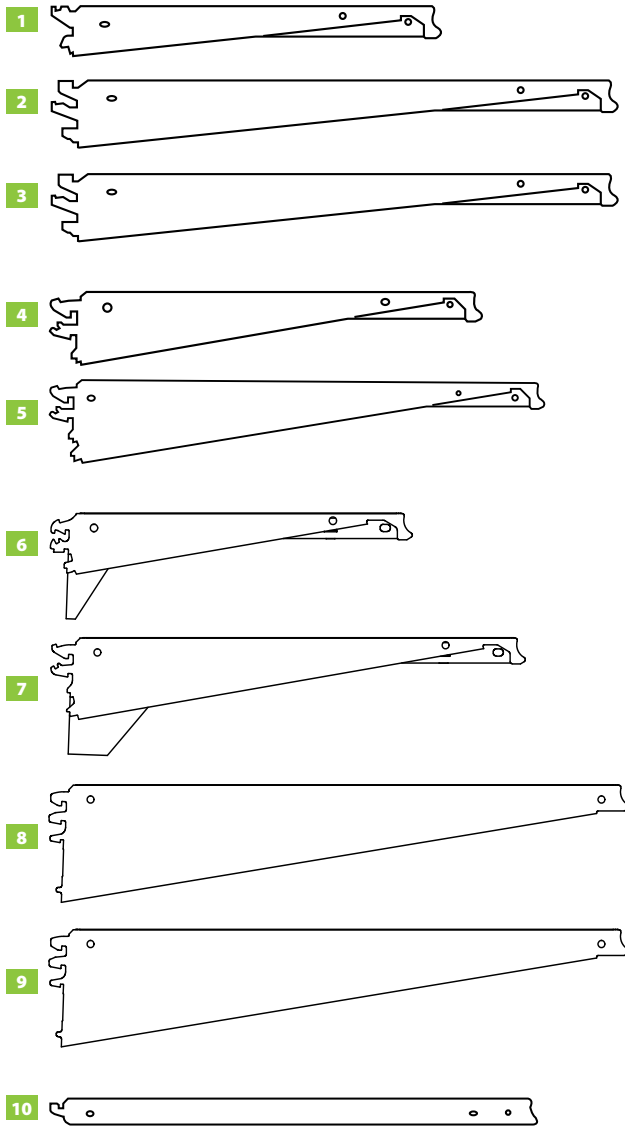


madix[®]
INNOVATION ON DISPLAY



Luxe Fixtures

Shelf Loading



Shelf Type		Shelf Depth	Maximum Load Capacity in Pounds			
			Evenly Loaded	Front Loaded	15°	30°
SUS-(NW)(ND)	1	6" - 8"	300#	300#	125#	100#
		10" - 18"	500#	350#	125#	100#
	2	20" - 24"	500#	350#	250#	100#
		26" - 30"	400#	250#	200#	100#
STP-(NW)(ND)	4	6" - 8"	200 - 300#	300#	250#	100#
		10" - 18"	500#	350#	250#	100#
	5	20" - 24"	500#	350#	250#	100#
STPH(NW)(ND)	6	8" - 18"	600#	600#	N/A	N/A
		20" - 28"	600#	600#	N/A	N/A
	8	30"	600#	600#	N/A	N/A
		31" - 34"	500#	N/A	N/A	N/A
	9	36" - 40"	400#	N/A	N/A	N/A
		42" - 48"	300#	N/A	N/A	N/A
SBS-(NW)(ND)	10	12" - 48"	600#	N/A	N/A	N/A
HUS-(NW)(ND)	11	16" - 18"	600#	N/A	N/A	N/A
		20" - 30"	600#	N/A	N/A	N/A
	13	31" - 34"	500#	N/A	N/A	N/A
		36" - 40"	400#	N/A	N/A	N/A
SUSBN(NW)(ND)	14	8" - 14"	200#	300#	125#	100#
		16" - 30"	400#	250#	200#	100#
SBSBN(NW)(ND)	16	8" - 30"	600#	N/A	N/A	N/A
FFSUS-(NW)(ND)	17	8" - 13"	200#	200#	125#	100#
		16" - 18"	400#	200#	125#	100#
	19	20" - 30"	300#	250#	200#	100#
FFBS-(NW)(ND)	20	8" - 34"	600#	N/A	N/A	N/A

• STP type shelves are straight-in, horizontal insertion into upright slotting

Luxe Aisle and Wall Fixture

Luxe is the softer approach to metal fixtures, allowing retailers to create fashionable, multifunctional displays without hassle or added expense. Clean lines and rounded edges give Luxe the upscale appearance of a custom look, while the use of Maxi Line and Tube Line accessories maintain the efficiency and affordability of standard cataloged products.

Luxe




- Luxe features a unique slotting system that is compatible with standard Maxi Line and Tube Line shelving accessories, and other merchandising pieces
- Integrative back panel systems that are made of wire and perforated metal
- Slotted posts give retailers the capability to extend the fixture in four directions
- Versatile options ranging from tables to freestanding units
- Unique post system can also be attached to walls
- Upgrades and re-configurations are simple and efficient



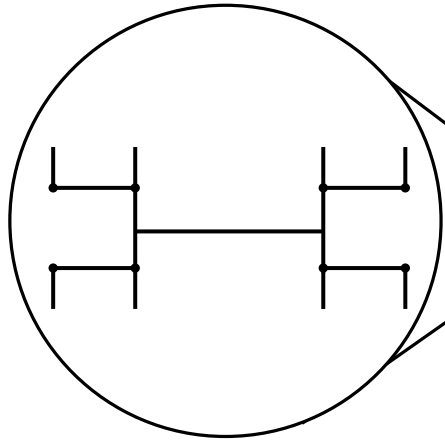
Example Layouts of Luxe Aisle and Wall Fixture

Store Within a Store



Ex. 1

Power Tower



Ex. 2

End Cap Focus



Ex. 3

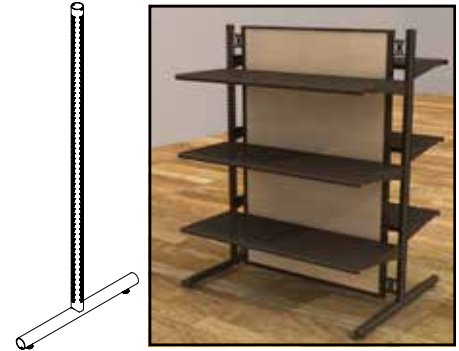
Luxe T-Uprights with Leg on Both Sides

- T-Upright with center-slotted upright and two legs; used for two-sided merchandising applications or where stability is required
- Slotted 1" (25 mm) OC on four sides to produce a wide array of fixture configurations
- All standard Maxi Line and Tube Line accessories work with Luxe Merchandising System
- Optional Caster can be applied to T-Uprights Wall Outriggers Upright only when used as a table or other stable configuration

NOTE!
Maximum load capacity is 200 lbs per shelf.

LUXT-(NH)(NDL)(NDR)(OPT)

- LUXT Luxe T-Upright
- NH Nominal Height 36" to 96" in 6" increments (914 mm to 2438 mm in 152 mm increments)
- NDL Nominal Depth Left 12" to 24" in 2" increments (305 mm to 610 mm 51mm increments)
- NDR Nominal Depth Right 12" to 24" in 2" increments (305 mm to 610 mm 51 mm increments)
- OPT Blank= Leveler
C= Casters



Optional caster




NOTE!
DO NOT use casters on L- Uprights unless supported on rear by another Luxe fixture. Contact your sales consultant regarding application.

Luxe L-Uprights with Leg on One Side

- L-Upright with center-slotted upright and one leg; used for one-sided merchandising applications
- Slotted 1" (25 mm) OC on four sides to produce a wide array of fixture configurations
- All standard Maxi Line and Tube Line accessories work with Luxe Merchandising System

LUXL-(NH)(ND)

- LUXL Luxe L-Upright
- NH Nominal Height 36" to 96" in 6" increments (914 mm to 2438 mm in 152 mm increments)
- ND Nominal Depth 12" to 24" in 2" increments (305 mm to 610 mm 51 mm increments)




Luxe Wall Outrigger Upright & Bracket

- Luxe upright without legs used for perimeter merchandising applications
- Mounted off the perimeter wall by 3", 6", 12" or 18" (76 mm, 152 mm, 305 mm, or 457 mm)
- All standard Maxi Line and Tube Line accessories work with Luxe Merchandising System
- Includes Luxe Wall Outrigger Bracket [LUXWOTB(ND)]
- Does not include hardware to attach to wall

LUXWO-(NH)(ND)

- LUXWO Luxe Wall Outrigger
- NH Nominal Height 60" to 120" in 6" increments (1524 mm to 3048 mm in 152 mm increments)
- ND Nominal Depth 03", 06", 12" or 18" (76 mm, 152 mm, 305 mm or 457 mm)

NH	QTY of LUXWOTB per LUXWO Upright Height
60"	2
66"	2
72"	2
78"	2
84"	3
90"	3
96"	3
102"	3
108"	3
114"	3
120"	3

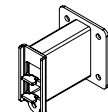


Luxe Wall Outrigger Bracket

- Bracket mounts off the perimeter wall by 3", 6", 12" or 18" (76 mm, 152 mm, 305 mm or 457 mm)
- May be ordered separately with a Luxe Wall Outrigger Upright Only [LUXP(NH)]

LUXWOTB(ND)

- LUXW Luxe Wall
- OTB Outrigger Bracket
- ND Nominal Depth 03", 06", 12" or 18" (76 mm, 152 mm, 305 mm or 457 mm)



Luxe Wall Outrigger Upright Only

- Luxe Outrigger upright only
- Use for tables, benches, and four-post square configuration
- Nominal Height 24"-120" in 6" increments (610 mm to 3048 mm in 152 mm increments)
- May be ordered with Luxe Wall Outrigger Bracket Only [LUXWOTB(ND)] to attach to wall

LUXP(NH)(OPT)

- LUXP Luxe Wall Outrigger Post Only
- NH Nominal Height 24" to 120" in 6" increments (610 mm to 3048 mm in 152 mm increments)
- OPT Blank= Leveler
C= Casters

NH	QTY of LUXWOTB per LUXP Upright Height
60"	2
66"	2
72"	2
78"	2
84"	3
90"	3
96"	3
102"	3
108"	3
114"	3
120"	3

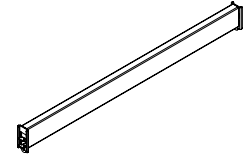


Luxe Tie Bar

- Use Tie Bar when no backs are being used to stabilize aisles and walls
- Minimum of two required per section

LUXTB-(NW)

LUXTB Luxe Tie Bar
 NW Nominal Width 18" to 48" in 6" increments
 (457 mm to 1219 mm in 152 mm increments)



Luxe End Frame Panel

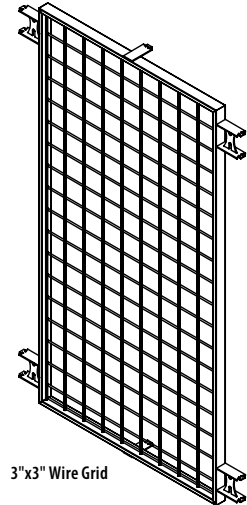
- Wire grid used for end caps
- Requires two Luxe Wall Outrigger Uprights [LUXP(NH)] (ordered separately)
- If more support is needed, order Luxe L-Uprights with Leg on One Side [LUXL-(NH)(ND)]

LUXEFP(TYPE)(NH)(NW)

LUXEFP Luxe End Frame Panel
 TYPE MSP=Metal Square Perforated
 MPG=Multi-Grid
 HG=Harmonic Grid
 WG=3"x3" Wire Grid (76 mm x 76 mm)
 NH Nominal Height 36" to 96" in 6" increments
 (914 mm to 2438 mm in 152 mm increments)
 NW Nominal Width 18" to 48" in 6" increments
 (457 mm to 1219 mm in 152 increments)



Shown with 3"x3" Wire Grid

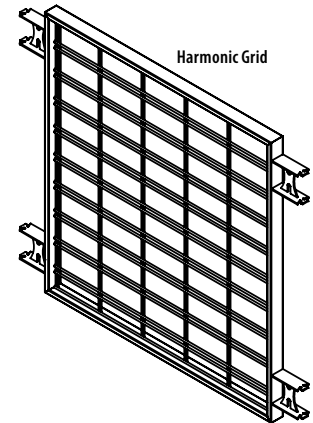


3"x3" Wire Grid

Luxe Back Panels

LUXB(TYPE)(NH)(NW)

LUXB Luxe Back Panels
 TYPE MSP=Metal Square Perforated
 MPG=Multi-Grid
 HG=Harmonic Grid
 WG=3"x3" Wire Grid (76 mm x 76 mm)
 NH Nominal Height 24", 30", 36", 42" or 48"
 (610 mm, 762 mm, 914 mm, 1067 mm or 1219 mm)
 NW Nominal Width 18" to 48" in 6" increments
 (457 mm to 1219 mm in 152 increments)



Harmonic Grid



Shown with Harmonic Grid



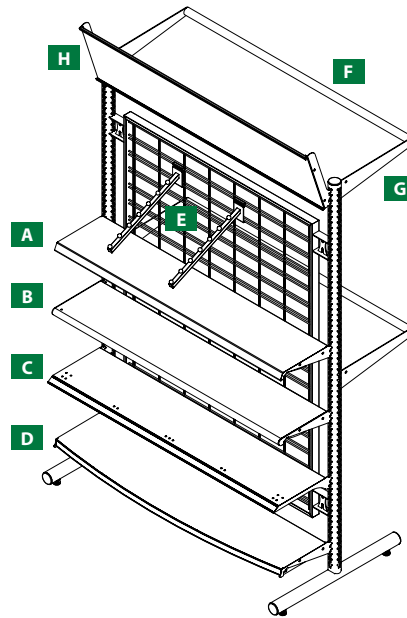
Shown with Metal Square Perforated



Shown with 3"x3" Wire Grid

Accessories

	Part Number
A	Flush Front Upper Shelf
B	Bullnose Upper Shelf
C	Thin Profile Shelf, Light-Duty
D	Standard Upper Shelf with Radius Front
E	Waterfall Displays for Wire Grid
F	Hang Rod
G	Hang Rod Bracket
H	Wing Shelf Sign Holder, 3 Position



A Flush Front Upper Shelf

- Smooth, dust-free edge ideal for merchandising without tag molding
- Versatility of three positions: Flat, 15° downslope and 30° downslope
- Non-perforated available

FFUS-(NW)(ND)

- FFUS Flush Front Upper Shelf
 NW Nominal Width 3' or 4'
 (914 mm or 1219 mm)
 ND Nominal Depth 12" to 30" in 2" increments
 (305 mm to 762 mm in 51 mm increments)

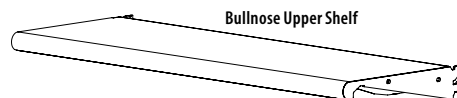


B Bullnose Upper Shelf

- Same form, fit, and function of Standard Upper Shelf, allowing the use of front fence and dividers
- Fits 1" OC slotting (25 mm)
- Radius front measures 1¼" (32 mm) high
- Available in variety of finishes
- Non-perforated available

SUSBN(NW)(ND)(NP)

- SUS Standard Upper Shelf
 BN Bullnose
 NW Nominal Width 24" to 48" in 6" increments
 (610 mm to 1219 mm in 152 mm increments)
 ND Nominal Depth 12" to 30" in 2" increments
 (305 mm to 762 mm in 51 mm increments)
 NP Non-Perforated



Straight-In Upper Shelf with Wooden Top

- Flat, 15° or 30° downslope
- Load capacity is 100 lbs

STPSWT(NW)(ND)

- STPS Straight-In Upper Shelf
 WT Wooden Top
 NW Nominal Width 18" to 48" in 6" increments
 (457 mm to 1219 mm in 152 mm increments)
 ND Nominal Depth 08" to 20" in 2" increments
 (203 mm to 508 mm in 51 mm increments)




Thin Profile Shelf, Light-Duty

- Madix's thinnest profile shelf
- Slimness of shelf allows additional row of shelves
- Angled tag molding creates attractive pricing display
- No pushers required to display merchandise
- Ideal for tightly spaced and lightweight merchandise

PLSTTSLD(NW)(ND)

PLSTTS Thin Profile Shelf
 LD Light-Duty
 NW Nominal Width 36" or 48"
 (914 mm or 1219 mm)
 ND Nominal Depth 10" to 20" in 2" increments
 (254 mm to 610 mm in 51 mm increments)

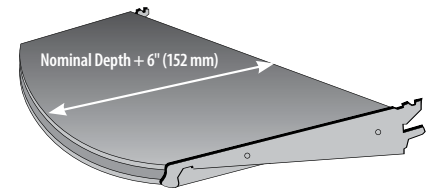


Standard Upper Shelf with Radius Front

- Gradual outward curve 6" (152 mm) greater than depth of brackets at curve vertex
- Available in Regular-Duty or Heavy-Duty
- Laminate finish available

SUSRF(TYPE)-(NW)(ND)

SUS SUS=Upper Shelf
 RF Radius Front
 TYPE Blank=Regular-Duty
 HD=Heavy-Duty
 NW Nominal Width 3' or 4'
 (914 mm or 1219 mm)
 ND Nominal Depth 12" to 30" in 2" increments
 (305 mm to 787 mm in 51 mm increments)


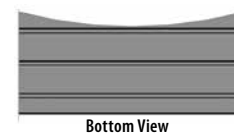
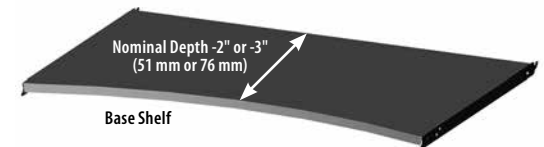
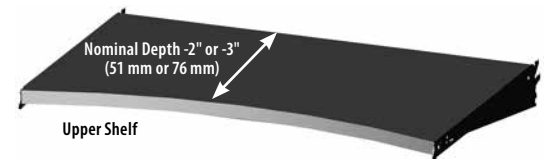


Standard Upper with Multi Radius Concave Front

- Draws customers' attention to merchandise
- Gradual inward curve 2" or 3" (51 mm or 76 mm) less than depth of brackets at curved vertex
- Standard DGA2 tag molding built into each shelf available in satin or customer's choice of finish
- Patented

SUSMRFC(NW)(ND)-(ID)


SUS Standard Upper Shelf
 MRFC Multi Radius Concave Front
 NW Nominal Width 24", 36" or 48"
 (610 mm, 914 mm or 1219 mm)
 ND Nominal Depth 10" to 24" in 2" increments
 (254 mm to 610 mm in 51 mm increments)
 ID Inversion Depth 2" or 3"
 (51 mm or 76 mm)



E Waterfall Displayers for Wire Grid

- One inch square (25 mm x 25 mm) chrome-plated tubing:

- A** Straight Arm, projects 12" (305 mm)
- B** J-Hook Waterfall, projects 16" (406 mm)
- C** Waterfall, projects 16" (406 mm)



J-Hook Waterfall



Waterfall

WG(TYPE)

WG.... Wire Grid

TYPE.... FOS=Straight Arm Displayer
FOJ= J-Hook Waterfall Displayer
FOW=Waterfall Displayer

Waterfall Displayers for Slatwall

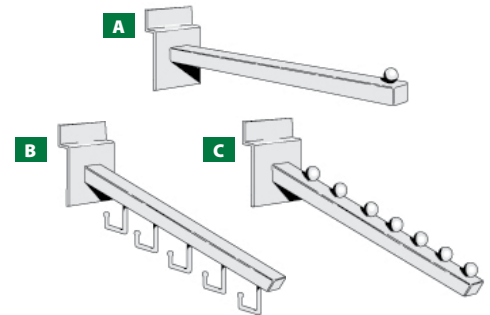
- One inch square (25 mm x 25 mm) chrome-plated tubing:

- A** Straight Arm, projects 12" (305 mm)
- B** J-Hook Waterfall, projects 16" (406 mm)
- C** Waterfall, projects 16" (406 mm)

S(TYPE)

S.... Slatwall

TYPE.... FOS=Straight Arm Displayer
FOJ=J-Hook Waterfall Displayer
FOW=Waterfall Displayer



F Hang Rod

- Chrome-plated (standard)
- Painted available

HR-(NW)

HR.... Hang Rod

NW.... Nominal Width 24" to 48"
in 6" increments
(610 mm to 1219 mm in
152 mm increments)



G Hang Rod Bracket

- Painted

HRB-(ND)

HRB.... Hang Rod Bracket

ND.... Nominal Depth 4" to 30"
in 2" increments
(102 mm to 762 mm in
51 mm increments)



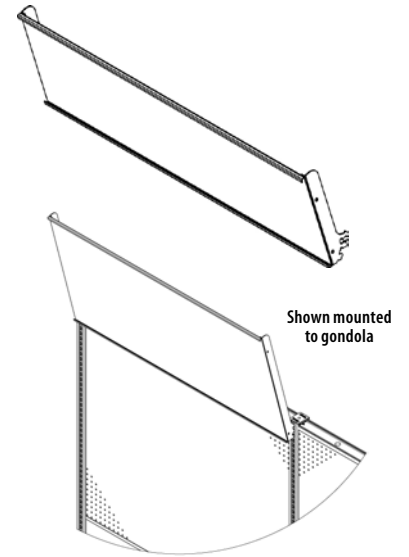
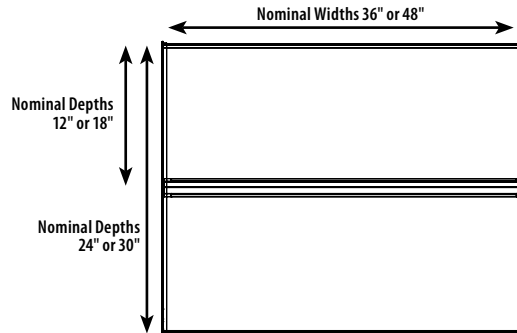
H Wing Shelf Sign Holder, 3-Position

- 15°, 30° and 45° angles
- Customer-supplied signage dimensions:
 - Widths: 36" (914 mm) or 48" (1219 mm)
 - Heights: please refer to chart below
 - Thickness: ¼" (6 mm)

Nominal Depth	Sign Height	Quantity Needed
12"	11.875"	1
18"	17.875"	1
24"	11.875"	2
30"	14.875"	2

WSSH3P-(NW)(ND)

WSSH.... Wing Shelf Sign Holder
 3P.... Three Position
 NW.... Nominal Width 36" or 48"
 (914 mm or 1219 mm)
 ND.... Nominal Depth 12", 18", 24" or 30"
 (305 mm, 457 mm, 610 mm or 762 mm)

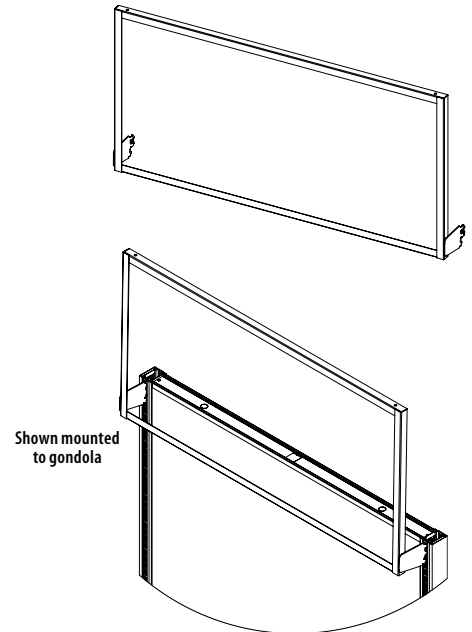


Gondola Header Sign, Basic Upright Mounted

- Customer-supplied signage dimensions:
 - 36"W x 24"H = 35.438"W x 23.812"H
 (914 mm x 610 = 900 mm x 605 mm)
 - 48"W x 24"H = 47.738"W x 23.812"H
 (1219 mm x 610 = 1213 mm x 605 mm)
- Thickness: ¼" (6 mm)

GHSBABUM(NW)(NH)

GSHA.... Gondola Header Sign Holder Angled
 BU.... Basic Upright
 M.... Mounted
 NW.... Nominal Width 36" or 48"
 (914 mm or 1219 mm)
 NH.... Nominal Height 24"
 (610 mm)





Luxe Queuing Solution

Put method back into the madness of checkout lines! Madix's Luxe Queuing Solution helps retailers boost sales by reducing wait time in the checkout area, improving customer satisfaction and strengthening brand loyalty.

Luxe Queuing feeds one line of customers to multiple registers in an orderly and efficient manner, minimizing customer frustration. And with the variety of configurations available, retailers have the flexibility to promote more impulse merchandise and services at a consistent exposure level. Our Luxe Queuing Solution supports almost all standard Madix shelves and accessories.

Build Your Own

Once you've determined your queuing layout, our three-step design process can help you create the perfect solution for your store's needs. It's just 1, 2, 3... and you're done!

1 Pick Your Post

Choose your height and type of Luxe Queuing Post 40", 48", 54" or 60" high (1016 mm, 1219 mm, 1372 mm or 1524 mm)

2 Pick Your Back

Select the height, material, and type of your backing component.

3 Pick Your Accessories

Mix and match accessories from our other product lines

1 Pick Your Post


Pick your height and type of Luxe Queuing Post:
40", 48", 54", or 60" high (1016 mm, 1219 mm, 1372 mm, or 1524 mm)

Luxe Queuing Post Slotted on Two (2) Sides

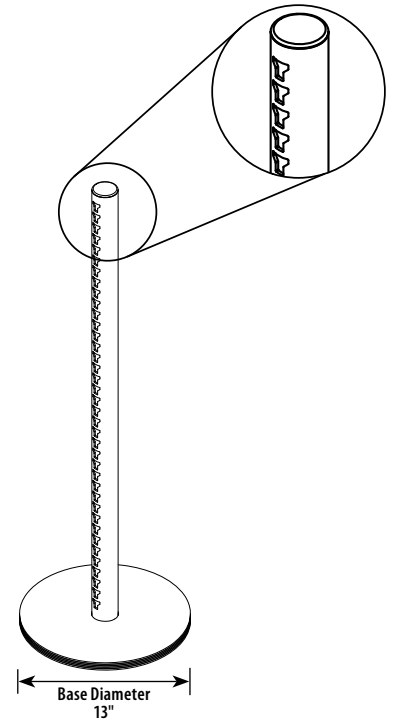
- The section's back material (Pegboard, Grid, Slatwall, or Megawall) is used to support the shelves and accessories, not the posts' slots
- Creates a clean look (no front-facing visible slots)
- Base diameter of 13" (330 mm)
- Maximum post height of 60" (1524 mm), if taller posts are required please call your Sales Representative

LUQP(NH)S2

LUQP Luxe Queuing System Post
NH Nominal Height 40", 48", 54" or 60"
(1016 mm, 1219 mm, 1372 mm or 1524 mm)
S2 Slotted 2-Sided



Queuing Post Detail



NOTE!
Luxe Queuing 13" Round Capacity Accessories must not exceed 6" (152 mm) deep.
Do not exceed 142 lbs per section per side when using 6" accessories.
If a higher weight capacity more than 142 lbs per section and deeper than 6" accessories are required please contact your Madix Sales Representative.

Luxe Queuing Post Slotted on Four (4) Sides

- Especially designed for Maxi Shelves and Accessories (with brackets)
- Provides the most flexibility for configurations—four slots allow for 90° turns in four different directions
- Creates sharp, neat corners without need for filler panels
- Base diameter of 13" (330 mm)
- Maximum post height of 60" (1524 mm), if taller posts are required please call your Sales Representative

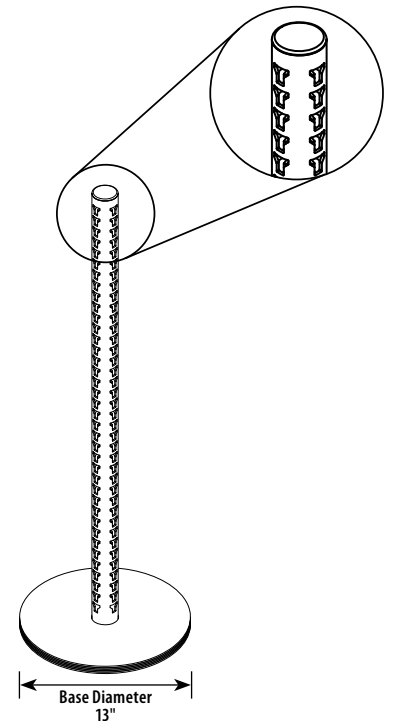

LUQP(NH)S4

LUQP Luxe Queuing System Post
NH Nominal Height 40", 48", 54" or 60"
(1016 mm, 1219 mm, 1372 mm or 1524 mm)
S4 S4=Slotted 4-Sided

NOTE!
Luxe Queuing 13" Round Capacity Accessories must not exceed 6" (152 mm) deep.
Do not exceed 142 lbs per section per side when using 6" accessories.
If a higher weight capacity more than 142 lbs per section and deeper than 6" accessories are required please contact your Madix Sales Representative.



Queuing Post Detail



2 Pick Your Back *Pick your height, type, and material of back*

Heights

- Nominal heights available are 40", 48", 54", or 60" (1016 mm, 1219 mm, 1372 mm or 1524 mm) posts

Back Options

- 1" x 1" (25 mm x 25 mm) Crossbars two (2) required per section
- Hardboard Two (2) sides
- Pegboard Two (2) sides
- Slatwall Two (2) sides
- Slatwall One (1) side
- MegaWall™ One (1) back slotted on two (2) sides
- Grid Backs One (1) side
- Grid Backs Two (2) sides

Usable space on all wire panels

Size Nominal Width x Nominal Height	Usable Space Actual Width x Actual Height
24" x 40"	17.5" x 33"
24" x 48"	17.5" x 41"
36" x 40"	29.5" x 33"
36" x 48"	29.5" x 41"
48" x 40"	41.5" x 33"
48" x 48"	41.5" x 41"

Usable space on pegboard and slatwall

Size Nominal Width x Nominal Height	Usable Space Actual Width x Actual Height
24" x 40"	16.438" x 31.125"
24" x 48"	16.438" x 39.125"
36" x 40"	28.438" x 31.125"
36" x 48"	28.438" x 39.125"
48" x 40"	40.438" x 31.125"
48" x 48"	40.438" x 39.125"




Peg Hook Applications

Back Options

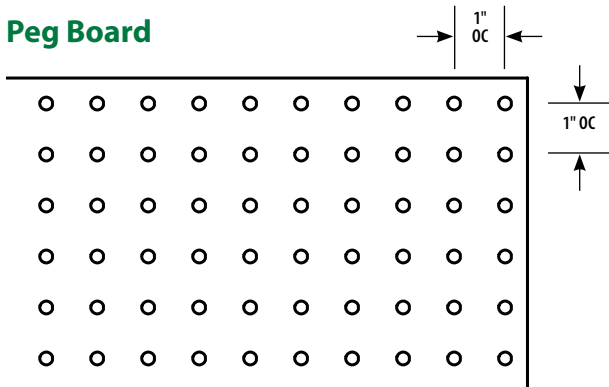
Peg Hook Type	Pegboard	Slatwall	Slatgrid	Modified Harmonic Grid	Multi-Purpose Grid	Mini Grid	2" x 2" Mesh Grid	3" x 3" Mesh Grid	Modified Slat Grid	2" OC MegaWall™
Pegboard Hooks	★	☆	☆	☆	☆	★			☆	☆
Slatwall Hooks		★	★	★	★	★			★	★
Wire Grid Hooks			☆	☆	☆		★	★	☆	

- ★ Recommended Application
- ☆ Fits but NOT recommended
- Blank box will not work


Luxe Queuing MegaWall™ Panel




Peg Board



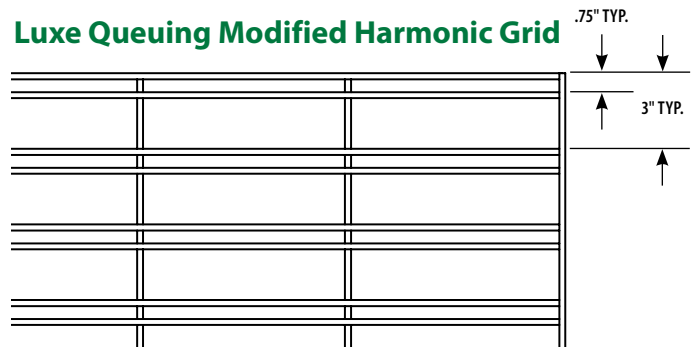
Luxe Queuing Slatwall Panel



Luxe Queuing Slatgrid Panel



Luxe Queuing Modified Harmonic Grid




Back Options

Peg Hook Applications

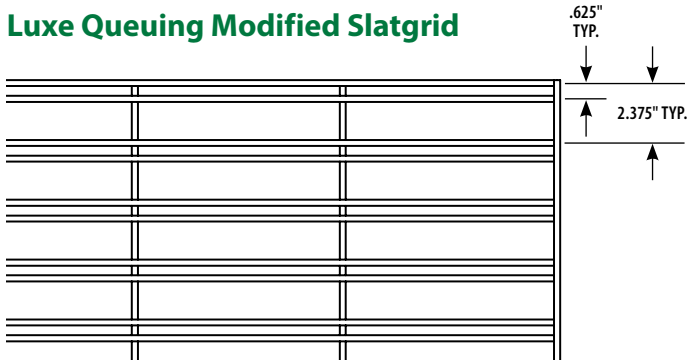
Peg Hook Type	Pegboard	Slatwall	Slatgrid	Modified Harmonic Grid	Multi-Purpose Grid	Mini Grid	2" x 2" Mesh Grid	3" x 3" Mesh Grid	Modified Slat Grid	2" OC MegaWall™
Pegboard Hooks	★	☆	☆	☆	☆	★			☆	☆
Slatwall Hooks		★	★	★	★	★			★	★
Wire Grid Hooks			☆	☆	☆		★	★	☆	

- ★ Recommended Application
- ☆ Fits but NOT recommended
- Blank box will not work


Luxe Queuing Multi-Purpose Grid




Luxe Queuing Modified Slatgrid




Luxe Queuing Mini Grid



Luxe Queuing 2" x 2" Grid



Luxe Queuing 3" x 3" Grid



Luxe Queuing Hardboard Backs on Two (2) Sides

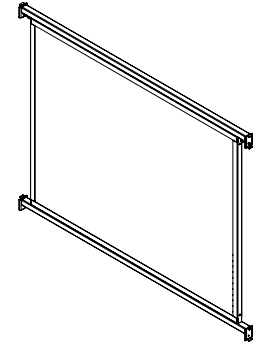
- Nominal widths are 24", 36" or 48" (610 mm, 914 mm and 1219 mm)
- Nominal heights are 40", 48", 54" or 60" (1016 mm, 1219 mm, 1372 mm or 1524 mm)
- Available with hardboard backs on both sides; back is a one-piece unit and easily installs into side slots of the Luxe Queuing Post
- Also available with pegboard on one side and hardboard on the other

LUQB(OPT)DP(NW)(NH)

LUQB Luxe Queuing System Back
 OPT HH=Hardboard Two Sides
 HP=Hardboard Back & Pegboard
 DP Double Panel
 NW Nominal Width 24", 36" or 48"
 (640 mm, 914 mm, or 1219 mm)
 NH Nominal Height 40", 48", 54" or 60"
 (1016 mm, 1219 mm, 1372 mm or 1524 mm)

Finish Code

FIN1 Metal
 FIN2 Back One
 FIN3 Back Two



Luxe Queuing Pegboard Backs on Two (2) Sides

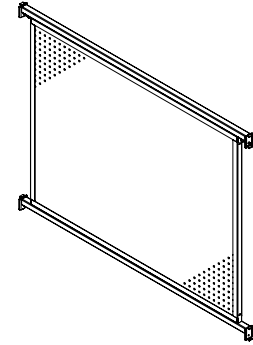
- Nominal widths are 24", 36" or 48" (610 mm, 914 mm and 1219 mm)
- Nominal heights are 40", 48", 54" or 60" (1016 mm, 1219 mm, 1372 mm or 1524 mm)
- Pegboard backs on both sides; back is a one-piece unit and easily installs into side slots of the Luxe Queuing Post
- Also available with pegboard on one side and hardboard on the other

LUQB(OPT)DP(NW)(NH)

LUQB Luxe Queuing System Back
 OPT PP=Pegboard Two Sides
 HP=Hardboard Back & Pegboard
 DP Double Panel
 NW Nominal Width 24", 36" or 48"
 (640 mm, 914 mm or 1219 mm)
 NH Nominal Height 40", 48", 54" or 60"
 (1016 mm, 1219 mm, 1372 mm or 1524 mm)

Finish Code

FIN1 Metal
 FIN2 Back One
 FIN3 Back Two



Luxe Queuing Slatwall Backs on One (1) Side

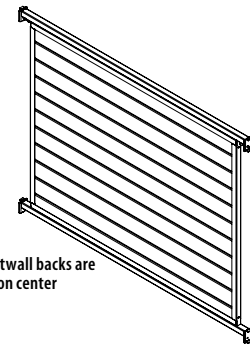
- Nominal widths are 24", 36" or 48" (610 mm, 914 mm and 1219 mm)
- Nominal heights are 40", 48", 54" or 60" (1016 mm, 1219 mm, 1372 mm or 1524 mm)
- Slatwall back on one side, flat on rear
- Back is a one-piece unit and easily installs into side slots of the Luxe Queuing Post
- If the slatwall back is painted, the slatwall front and flat interior will be painted the same color
- The flat interior side can be laminated, if the reverse slatwall side is painted or laminated

LUQB(B1)SP(NW)(NH)

LUQB Luxe Queuing System Back
 B1 Back Option
 SWL=Slatwall Laminated
 SWP=Slatwall Painted
 SP Single Panel
 NW Nominal Width 24", 36" or 48"
 (640 mm, 914 mm, or 1219 mm)
 NH Nominal Height 40", 48", 54" or 60"
 (1016 mm, 1219 mm, 1372 mm or 1524 mm)

Finish Code

FIN1 Metal
 FIN2 Back One (front & back same color only)
 FIN3 Inserts One
 FIN4 Interior Back (laminated option only)



Slatwall backs are 3" on center

Luxe Queuing Slatwall Backs on Two (2) Sides

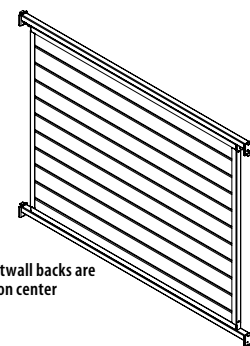
- Nominal widths are 24", 36" or 48" (610 mm, 914 mm and 1219 mm)
- Nominal heights are 40", 48", 54" or 60" (1016 mm, 1219 mm, 1372 mm or 1524 mm)
- Slatwall backs on two sides
- Back is a one-piece unit and easily installs into side slots of the Luxe Queuing Post

LUQB(B1)(B2)DP(NW)(NH)

LUQB Luxe Queuing System Back
 B1 Back Option One
 SWL=Slatwall Laminated
 SWP=Slatwall Painted
 B2 Back Option Two
 SWL=Slatwall Laminated
 SWP=Slatwall Painted
 DP Double Panel
 NW Nominal Width 24", 36" or 48"
 (640 mm, 914 mm, or 1219 mm)
 NH Nominal Height 40", 48", 54" or 60"
 (1016 mm, 1219 mm, 1372 mm or 1524 mm)

Finish Code

FIN1 Metal
 FIN2 Back One
 FIN3 Inserts One
 FIN4 Back Two
 FIN5 Inserts Two



Slatwall backs are 3" on center

Luxe Queuing MegaWall™ Backs on Two (2) Sides


- Nominal widths are 24", 36" or 48" (610 mm, 914 mm and 1219 mm)
- Nominal heights are 40", 48", 54" or 60" (1016 mm, 1219 mm, 1372 mm or 1524 mm)
- MegaWall™ Back Panel Insert is slotted on two sides ONLY
- MegaWall™ Backs are 2" OC slotting
- Back is a one-piece unit and easily installs into side slots of the Luxe Queuing Post

LUQBMW(NW)(NH)(OPT1)

LUQB Luxe Queuing System Back
 MW MegaWall™
 NW Nominal Width 24", 36" or 48" (640 mm, 914 mm or 1219 mm)
 NH Nominal Height 40", 48", 54" or 60" (1016 mm, 1219 mm, 1372 mm or 1524 mm)
 OPT1 U=Unpainted (raw aluminium)

Finish Code

FIN1 Frame
 FIN2 MegaWall™

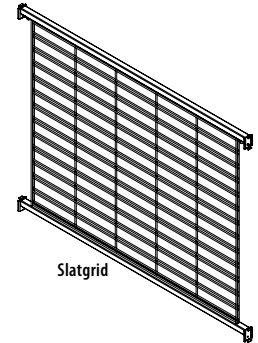


Luxe Queuing Wire Grid Backs with One (1) Panel Per Section

- Nominal widths are 24", 36" or 48" (610 mm, 914 mm and 1219 mm)
- Nominal heights are 40", 48", 54" or 60" (1016 mm, 1219 mm, 1372 mm or 1524 mm)
- Wire Grid back is center mounted in each section
- Back is a one-piece unit and easily installs into side slots of the Luxe Queuing Post

LUQB(TYPE)SP(NW)(NH)

LUQB Luxe Queuing System Wire Back
 TYPE Grid Type
 SG=Slatgrid
 MG=Mini Grid
 MPG=Multi-Purpose Grid
 2X2=2x2 Grid
 3X3= 3x3 Grid
 MSG=Modified Slatgrid
 MHG=Modified Harmonic Grid
 SP Single Panel
 NW Nominal Width 24", 36" or 48" (640 mm, 914 mm or 1219 mm)
 NH Nominal Height 40", 48", 54" or 60" (1016 mm, 1219 mm, 1372 mm or 1524 mm)

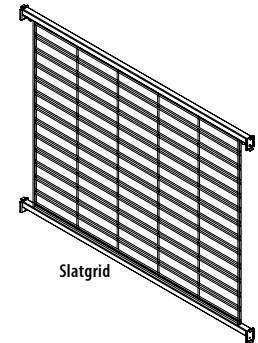


Luxe Queuing Wire Grid Backs with Two (2) Panels Per Section

- Nominal widths are 24", 36" or 48" (610 mm, 914 mm and 1219 mm)
- Nominal heights are 40", 48", 54" or 60" (1016 mm, 1219 mm, 1372 mm or 1524 mm)
- Two wire grid backs are mounted in each section, allowing independent merchandising
- Back is a one-piece unit and easily installs into side slots of the Luxe Queuing Post

LUQB(TYPE)DP(NW)(NH)

LUQB Luxe Queuing System Wire Back
 TYPE Grid Type
 SG=Slatgrid
 MG=Mini Grid
 MPG=Multi-Purpose Grid
 2X2=2x2 Grid
 3X3= 3x3 Grid
 MSG=Modified Slatgrid
 MHG=Modified Harmonic Grid
 DP Double Panel
 NW Nominal Width 24", 36" or 48" (640 mm, 914 mm, or 1219 mm)
 NH Nominal Height 40", 48", 54" or 60" (1016 mm, 1219 mm, 1372 mm or 1524 mm)

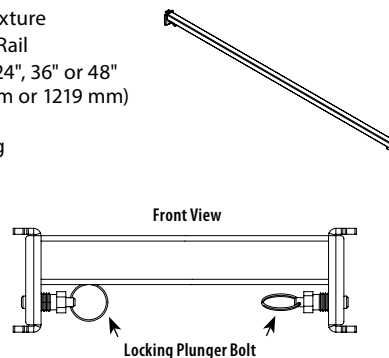


Luxe Queuing Fixture Post Connector Rail

- Nominal widths are 24", 36" or 48" (610 mm, 914 mm and 1219 mm)
- Rails are installed across post where shelving and accessories are not needed
- Produces an open look with greater merchandise visibility in the queuing area
- Minimum of two (2) required per section (more can be added if required)

LUQFPCR(NW)(OPT)

LUQF Luxe Queuing Fixture
 PCR Post Connector Rail
 NW Nominal Width 24", 36" or 48" (640 mm, 914 mm or 1219 mm)
 OPT Blank=Locking
 NL=Non-Locking



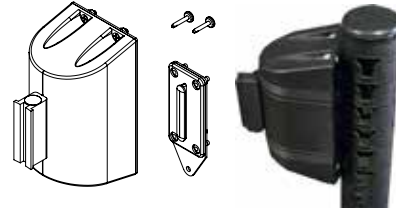
NOTE!
 Includes a locking plunger bolt on both ends of the Connector Rail if locking option selected.

Luxe Queuing Retractable Retainer

- Retractable belt fits into the face of the post/stanchion
- Housing and receiving clip easily hangs and is secured to the slots in the Luxe Queuing Post
- Can be moved where needed
- 5½"H x 3"W x 3"D (140 mm x 76 mm x 76 mm), retainer extends 71/2' (2286 mm)

LUQRR

LUQRR Luxe Queuing Retractable Retainer

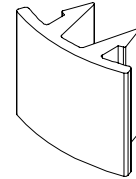


Luxe Backing Locking Insert

- All backs [except LUQFPC(NW)] include four (4) locking inserts
- Pack of 8 inserts


LUXBLI-BLK

LUXBLI Luxe Back Locking Insert
BLK Black



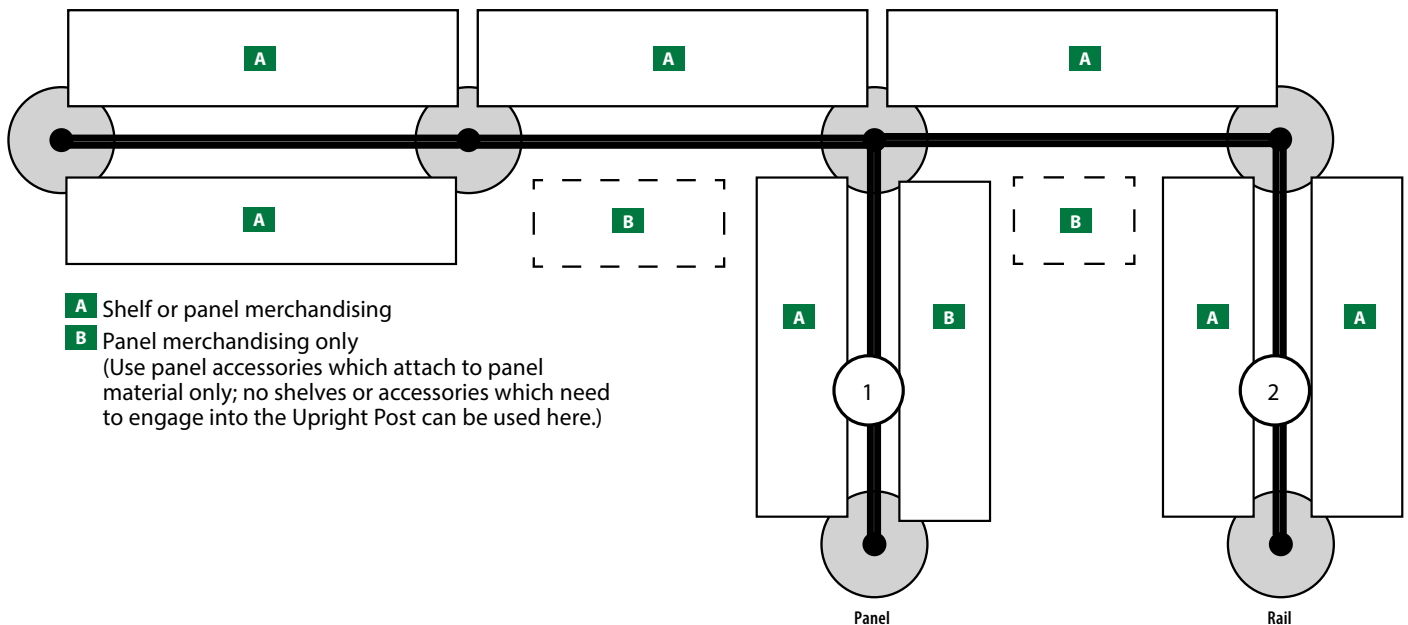
Merchandising the Luxe Queuing System

1. If a section has a 4-sided post and only rails, it can only have shelf merchandising.
2. If a section has a 4-sided post and a panel that can be merchandised, it can have a shelf and panel merchandising.
3. If a section has a 2-sided post and a panel that can be merchandised, it can only be panel merchandised.
4. If a section has a 2-sided post and only rails, it **cannot** be merchandised.



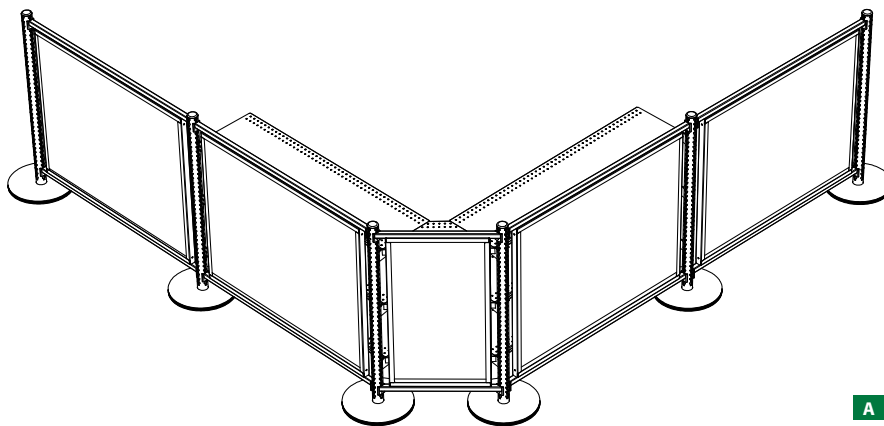
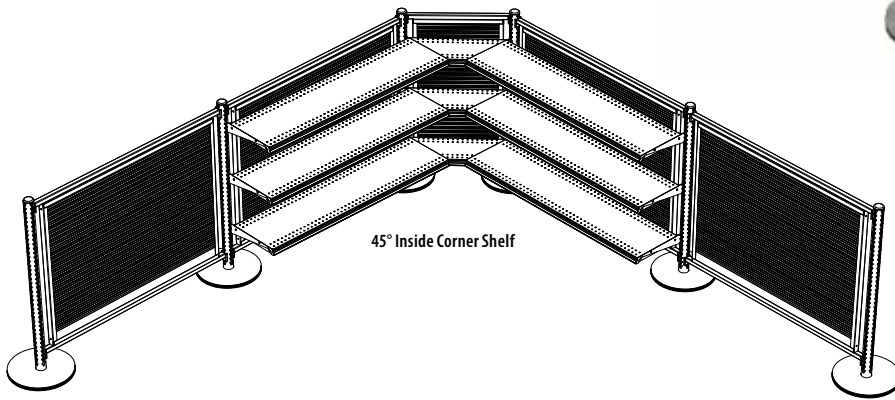
Certain panel placement can restrict merchandising capabilities

1. The plan below uses all posts with slots on four sides.
2. If a panel blocks the slots on a post, shelf merchandising *is not* possible.
3. Exception: If connection rails are used (see number four above), shelf merchandising is possible between the connector rails where the slots are not used.

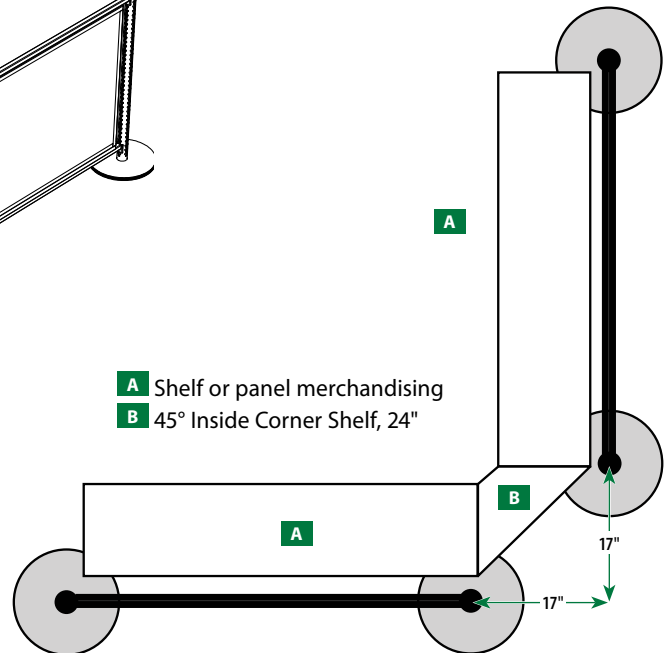


Luxe Queuing: 45-Degree Inside Corner Panel and Shelf

A new angle for impulse merchandising! Madix's most flexible queuing solution, Luxe Queuing, now comes with accessories specifically designed to cut corners and extend merchandising space. The Inside Corner Panel connects two perpendicular side panels to create a 45-degree "bend," creating a softer, more aesthetic appearance. Plus, using the corresponding Inside Corner Shelf, retailers can build seamless shelving runs that not only look great, but perform even better!



Outside of 45° Inside Corner Shelf

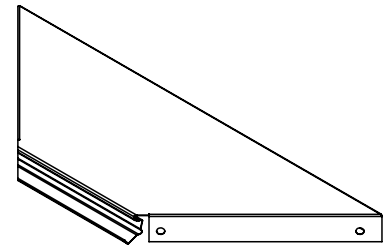


Luxe 45° Corner Shelf

- Maximum shelf depth is 06" (152 mm) only
- Corner shelf bolts into adjacent shelves at the same level
- Shelf does not come with brackets
- Use with 06" (152 mm) Standard Upright Shelves [SUS-(NW)06] only

LUQSUS45-06

- LUQ Luxe Queuing
- SUS Standard Upper Shelf
- 45 45°
- 06 Nominal Depth 06" (152 mm)

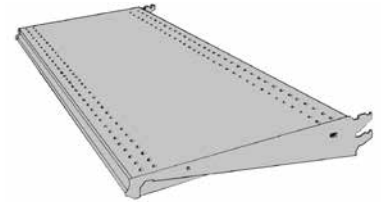


Standard Upper Shelf

- Maximum shelf depth is 06" (152 mm) only

SUS-(NW)06

- SUS Standard Upper Shelf
- NW Nominal Width 3' or 4' (914 mm or 1219 mm)
- 06 Nominal Depth 06" (152 mm)



Luxe Queuing Post Slotted on Four (4) Sides

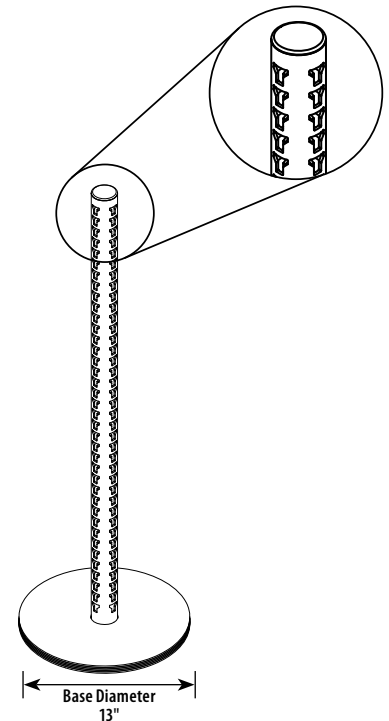
- Especially designed for Maxi Shelves and Accessories (with brackets)
- Provides the most flexibility for configurations—four slots allow for 90° turns in four different directions
- Creates sharp, neat corners without need for filler panels
- Base diameter of 13" (330 mm)
- Maximum post height of 60" (1524 mm), if taller posts are required please call your Sales Representative

LUQP(NH)S4

- LUQP Luxe Queuing System Post
- NH Nominal Height 40", 48", 54" or 60" (1016 mm, 1219 mm, 1372 mm, or 1524 mm)
- S4 S4=Slotted 4-Sided



Queuing Post Detail



All shelves and accessories should not exceed 6" (152 mm) deep, when standard 13" (330 mm) round base is used. Call your Madix Representative if deeper accessories are required.

Luxe Queuing Hardboard Back 45°

- Nominal width is 24" (610 mm)
- Nominal heights are 40", 48", 54" or 60" (1016 mm, 1219 mm, 1372 mm or 1524 mm)

LUQB45(BACK1)(BACK2)DP(NW)(NH)

LUQB Luxe Queuing System Back
45 45°

BACK1 Interior Back
H=Hardboard
HL=Hardboard Laminated
P=Pegboard
PL=Pegboard Laminated

BACK2 Exterior Back
H=Hardboard
HL=Hardboard Laminated
P=Pegboard
PL=Pegboard Laminated

DP Double Panel

NW Nominal Width 24" (640 mm)

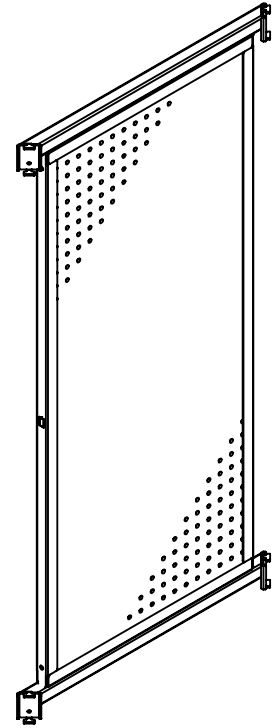
NH Nominal Height 40", 48", 54" or 60"
(1016 mm, 1219 mm, 1372 mm or 1524 mm)

Finish Code

FIN1 Metal

FIN2 Interior Back

FIN3 Exterior Back



Luxe Queuing Wire Grid Back 45°

- Nominal width is 24" (610 mm)
- Nominal heights are 40", 48", 54" or 60" (1016 mm, 1219 mm, 1372 mm or 1524 mm)
- Double-sided back will have the same wire grid

LUQB45(TYPE)(OPT)(NW)(NH)

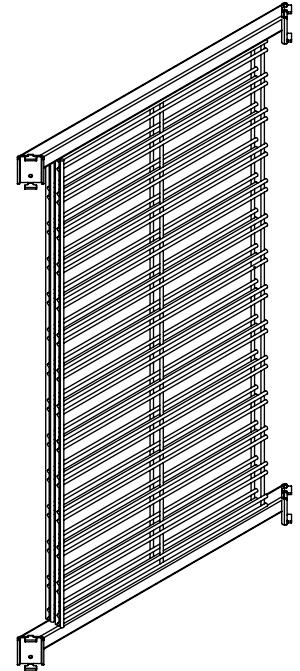
LUQB Luxe Queuing System Back
45 45°

TYPE Wire Grid Type
SG=Slat Grid
MG=Mini Grid
MPG=Multi Purpose Grid
2X2=2" x 2" Grid
3X3=3" x 3" Grid
MSG=Modified Slat Grid
MHG=Modified Harmonic Grid

OPT SP=Single Sided
DP=Double Sided

NW Nominal Width 24" (640 mm)

NH Nominal Height 40", 48", 54" or 60"
(1016 mm, 1219 mm, 1372 mm or 1524 mm)



Luxe Queuing Slatwall Back 45°

- Nominal width is 24" (610 mm)
- Nominal heights are 40", 48", 54" or 60" (1016 mm, 1219 mm, 1372 mm or 1524 mm)

LUQB45(BACK1)(BACK2)(OPT)(NW)(NH)

LUQB Luxe Queuing System Back
45 45°

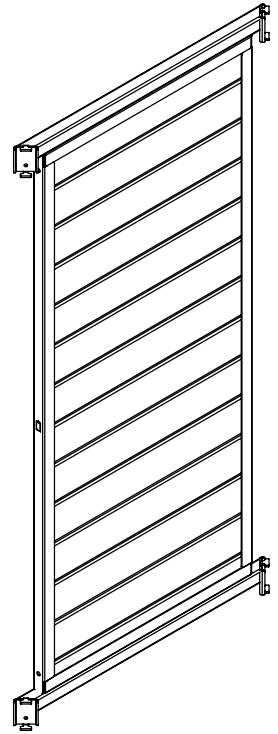
BACK1 Interior Back
SWL=Slatwall Laminated
SWP=Slatwall Painted
SWM=Slatwall Melamine

BACK2 Exterior Back
SWL=Slatwall Laminated
SWP=Slatwall Painted
SWM=Slatwall Melamine
Blank=Single-Sided

OPT SP=Single Panel
DP=Double Panel

NW Nominal Width 24" (640 mm)

NH Nominal Height 40", 48", 54" or 60"
(1016 mm, 1219 mm, 1372 mm or 1524 mm)

**Luxe Queuing MegaWall™ Back 45°**

- Nominal width is 24" (610 mm)
- Nominal heights are 40", 48", 54" or 60" (1016 mm, 1219 mm, 1372 mm or 1524 mm)
- Single-sided MegaWall™ back that is 2" OC and slotted on two sides

LUQB45MW(NW)(NH)

LUQB Luxe Queuing System Back
45 45°

MW MegaWall™

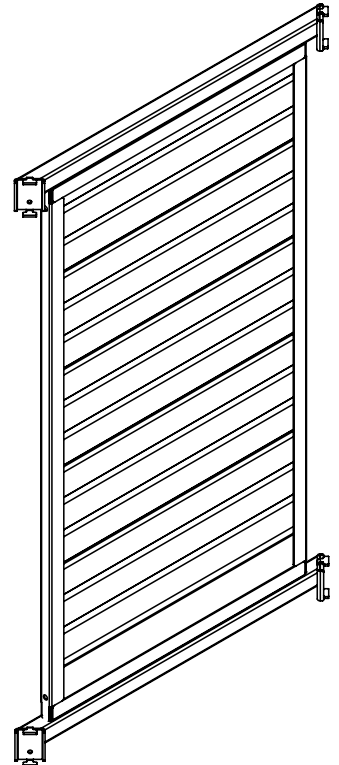
NW Nominal Width 24" (640 mm)

NH Nominal Height 40", 48", 54" or 60"
(1016 mm, 1219 mm, 1372 mm or 1524 mm)

Finish Code

FIN1 Frame

FIN2 MegaWall™



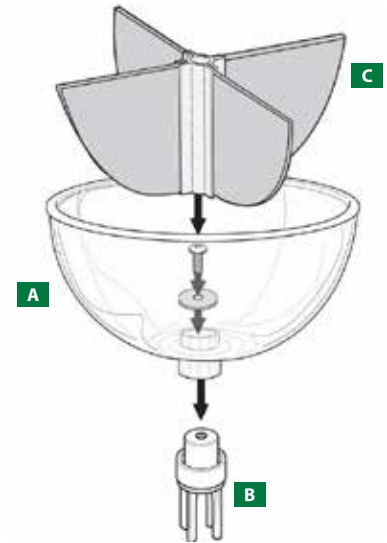
3 Pick Your Accessories *Pick from hundreds of accessories.*

A Queuing Bowl

- 12" Diameter x 6" High (305 mm x 152 mm)
- Must order Queuing Bowl Insert (QB1700997) to install Queuing Bowl and/or Queuing Systems Sign Holder and Stem [QSSH(SIZE)] on Luxe Queuing Post

QB700922

QB Queuing Bowl



B Queuing Bowl Insert

- Insert attaches to bowl or bowls with sign holders in the Luxe Upright
- Available in black only

QB1700997

QB Queuing Bowl Insert



C Queuing Bowl Divider

- Clear acrylic 4-way divider

QBDIV12-04

QB Queuing Bowl
DIV Divider
12 12" (305 mm)
04 4 Dividers

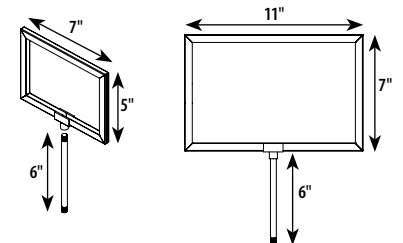


Queuing Systems Sign Holder and Stem

- 5"H x 7"W (127 mm x 178 mm)
- 7"H x 11"W (178 mm x 279 mm)
- Use with part Queuing Bowl Insert (QB170097) if sign holder QSSH(SIZE) is required in a Luxe Post

QSSH(SIZE)

QSSH Queuing Systems Sign Holder and Stem
SIZE 5X7 or 7x11



Standard Upper Shelf Flat, 15° or 30° Downslope

- 1¼" (32 mm) tag molding integrally formed into front edge of shelf surface
- Versatility of three positions: flat, 15° downslope or 30° downslope
- Load capacity, flat position: 6" (152 mm) = 200 lbs
- Load capacities based on evenly distributed static loading
- For additional load capacity, see the Shelf Loading section
- SUS and STP shelves do not align when placed side by side

SUS-(NW)6


- SUS Standard Upper Shelf
- NW Nominal Width 2' to 4' in 6" increments (610 mm to 1219 mm in 152 mm increments)
- 6 Nominal Depth 6" (152 mm)

STP(NW)06

- STP Straight-in Insertion Three Position
- NW Nominal Width 2' to 4' in 6" increments (610 mm to 1219 mm in 152 mm increments)
- 06 Nominal Depth 6" (152 mm)



NOTE!
If add-on aluminum tag molding is desired, use selected type as suffix immediately after part number.
Example: SUS-410-M17S



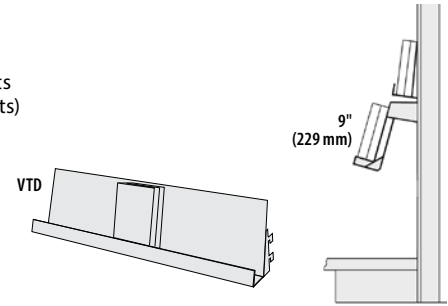
All shelves and accessories should not exceed 6" (152 mm) deep, when standard 13" (330 mm) round base is used. Call your Madix Representative if deeper accessories are required.

Various Type Display

- 7° upslope, 8"H (203 mm) back 2½"D (64 mm) shelf, ¾"H (19 mm) front lip

VTD(TYPE)(NL)(ND)

- VTD Various Type Display
- TYPE Blank=No Extension
- NL Nominal Length 24" to 48" in 6" increments (610 mm to 1219 mm in 152 mm increments)
- ND Nominal Depth 09" (for SXT only) (229 mm—for SXT only)

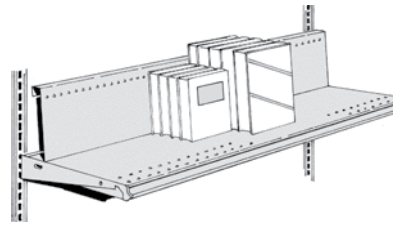


Uptilt Shelf with Bookshelf Back

- 7° uptilt
- "Straight-in" insertion two tab brackets
- 8"H (203 mm) welded book back for rapid installation
- Accepts Wire Dividers (BKSD) and End Panels (BKSBE) both sold separately

UTSBKSB(NW)(ND)-08-7

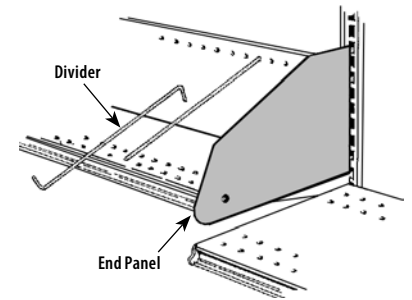
- UTS Uptilt Shelf
- BKSB Bookshelf Back
- NW Nominal Width 36" or 48" (914 mm or 1219 mm)
- ND Nominal Depth 8" to 16" in 2" increments (203 mm to 406 mm in 51 mm increments)
- 08 Nominal Back Height 8" (203 mm)
- 7 7° Uptilt



Bookshelf End Panel

BKSBE(ND)-6

- BKS Bookshelf
- BEP End Panel
- ND Nominal Depth 08" or 10" (203 mm to 254 mm)
- 6 6 Pack



Bookshelf Wire Divider

BKSD-(ND)-25

- BKS Bookshelf
- D Wire Divider
- ND Nominal Depth 06" to 10" in 2" increments (152 mm to 254mm in 51 mm increments)
- 25 25 Pack

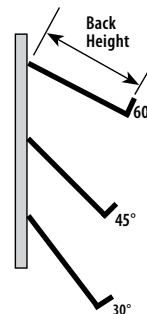
NOTE!
Order Bookshelf Wire Divider 2" shorter than nominal depth of shelf.

Uptilt Shelf

- Shelf back available in 10" (254 mm)
- 4" (102 mm) shelf depth only

UTSN(DEGREE)-(NW)-(NH)4

- UTSN Uptilt Shelf
- DEGREE 30°, 45°, or 60° Tilt
- NW Nominal Width 3' or 4' (914 mm or 1219 mm)
- NH Nominal Back Height 10" (254 mm)
- 4 Shelf Depth 4" (102 mm)



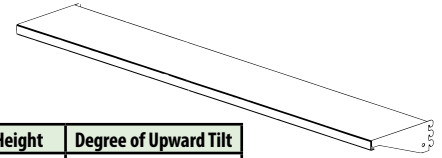
All shelves and accessories should not exceed 6" (152 mm) deep, when standard 13" (330 mm) round base is used. Call your Madix Representative if deeper accessories are required.

Multi Media Bookshelf

- Available in widths of 24", 36" and 48", in depths of 6" or 8"
- Load capacity 150 lb
- To ensure placement of products, there will be an upward slope on the shelves when fixture is assembled

AOBS-(NW)(ND)

- AOBS Multi Media Displayer Bookshelf
- NW Nominal Width 24", 36" or 48"
(610 mm, 914 mm or 1219 mm)
- ND Nominal Depth
06=6" (152 mm)
08=8" (203 mm)
10=10" (254 mm)



Height	Degree of Upward Tilt
54"	10.5°
60"	7.0°
66"	6.5°
72"	6.0°
78"	6.0°
84"	5.0°

NOTE!

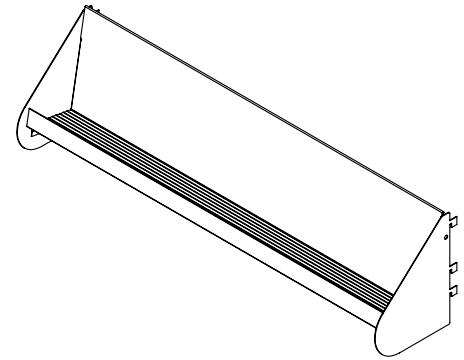
The angle of the shelves decreases with relation to fixture height. Please see chart to determine shelf angle for fixture height.

Single Tier Magazine Displayer

- 5" (127 mm) pocket
- Optional plastic runner available

DMT-(NW)-(ND)-(OPT)

- DMT Single Tier Magazine Displayer
- NW Nominal Width 3' or 4'
(914 mm or 1219 mm)
- ND Nominal Depth 5" or 7"
(203 mm to 254 mm)
- OPT Blank=Runner
NR=No plastic runner

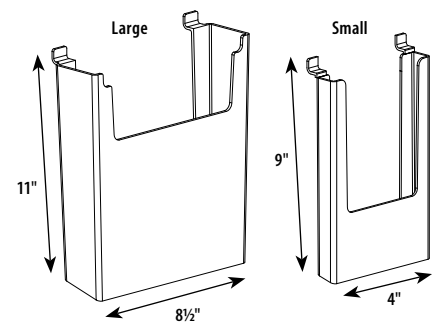


Magazine Holder Slatwall Mount

- Available in small, 4"W x 9"H (102 mm x 229 mm) or large 8½"W x 11" (216 mm x 279 mm)

MAGHLDRSWM(OPT)

- MAG Magazine
- HLDR Holder
- SWM Slatwall Mount
- OPT S=Small
L=Large



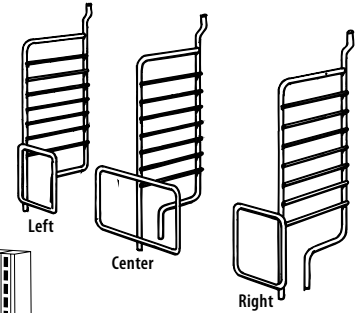
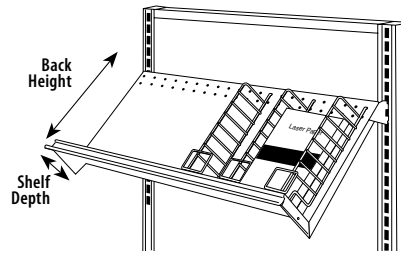
All shelves and accessories should not exceed 6" (152 mm) deep, when standard 13" (330 mm) round base is used. Call your Madix Representative if deeper accessories are required.

Uptilt Shelf Wire Divider

- Designed to be used as divider on the Uptilt Shelf [UTSN(DEGREE)-(NW)-(NH)4]
- Variety of widths and depths available
- When ordering, please specify left, right or center

UTSWD-(NH)(ND)-(TYPE)

UTSWD Uptilt Shelf Wire Divider
 NH Nominal Height 10" to 18" in 2" increments
 (254 mm to 457 mm in 51 mm increments)
 ND Nominal Depth 4", 6" or 8"
 (102 mm, 152 mm or 203 mm)
 TYPE C=Center
 LH=Left-Hand
 RH=Right-Hand



Multi-Purpose Dividers

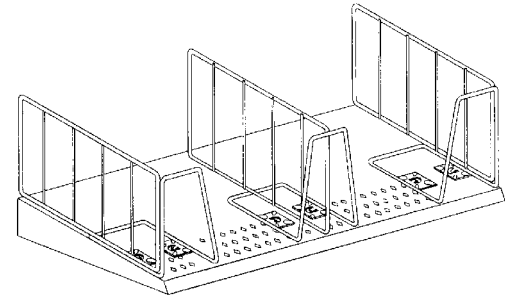
- Specifically designed to boost product visibility and accessibility
- Tension fit multi-purpose dividers attach without hardware and provide fast and easy reset of shelf
- 6"H x 10"D (152 mm x 254 mm) for 10" (152 mm) shelf depth

DV050610CM(POSITION)(OPT)

DV050610CM.....Multi-Purpose Dividers
 POSITION.....L=Left
 R=Right
 C=Center
 OPT.....Blank=Standard finish Chrome

Finish Code

PC059.....Satin Black
 PC811.....Cream
 PC812.....Dove Gray
 PC829.....White

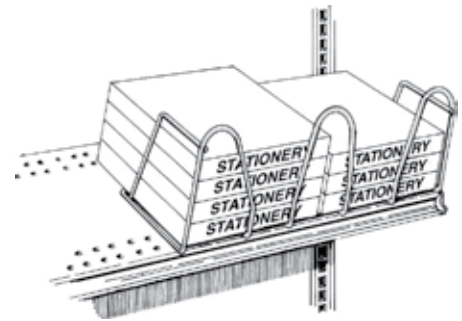
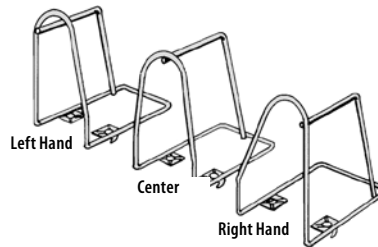


Multi-Purpose Wire Divider

- Solution for maintaining separation of products
- 3¾"W x 7¾"H x 6¾"D (95 mm x 197 mm x 171 mm)
- Dividers clip into front shelf perforations
- Minimum product width is 6" (152 mm)
- End dividers sold in pairs

WDMP-(OPT)

WDMP Multi-Purpose Wire Divider
 OPT C=Center
 E=Ends, Pairs Only

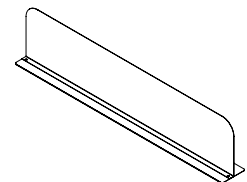


Metal Shelf Cross Divider

- Horizontal shelf divider
- Attaches to shelf with magnetic strip

MSCD(NW)

MSCD... Metal Shelf Cross Divider
 NW... Nominal Width 24" to 48" in 6" increments
 (610 mm to 1219 mm in 152 mm increments)



Metal Shelf Divider

- Attaches to shelf with magnetic strip
- 10" (254 mm) maximum depth shelf for Luxe Queuing

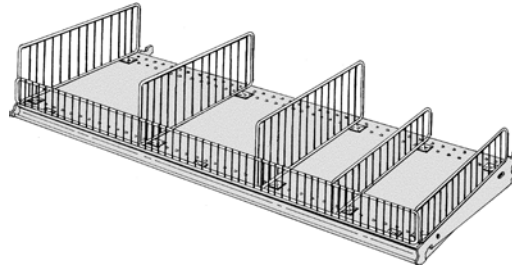
MSD-(ND)(NH)

MSD Metal Shelf Divider
 ND Nominal Depth 10" (254 mm)
 NH Nominal Height 4", 8", 12" or 24"
 (102 mm, 203 mm, 305 mm or 610 mm)

All shelves and accessories should not exceed 6" (152 mm) deep, when standard 13" (330 mm) round base is used. Call your Madix Representative if deeper accessories are required.

Wire Binning

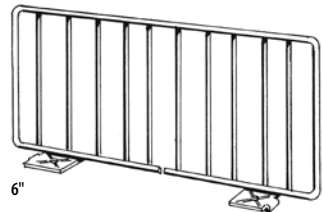
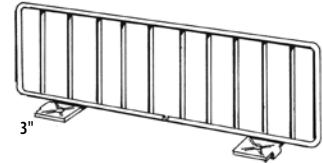
- Versatile design allows any size divider
- Attaches to shelf perforations with welded-on "feet"
- Use fronts with or without dividers
- Use dividers with or without fronts
- Vertical wires on 1" (25 mm) centers
- Chrome plated finish



Wire Binning Front

PMF-(NH)(NW)-1-(OPT)


- PMF.... Front
 NH.... Nominal Height 3" or 6"
 (76 mm or 152 mm)
 NW.... Nominal Width 36" or 48"
 (914 mm or 1219 mm)
 1.... Single
 OPT.... Blank=Chrome
 P=Painted



Wire Binning Divider

PMD-(NH)(ND)-1-(OPT)

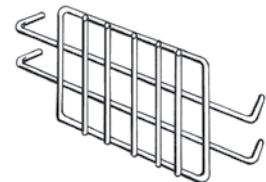
- PMD.... Divider
 NH.... Nominal Height 3" or 6"
 (76 mm or 152 mm)
 ND.... Nominal Depth 08" or 10"
 (203 mm or 254 mm)
 1.... Single Pack
 OPT.... Blank=Chrome
 P=Painted



Wire Binning Cross Divider

MC-(NH)(NW)-10-(OPT)

- MC.... Cross Divider
 NH.... Nominal Height 3" (76 mm)
 NW.... Nominal Width 6" to 12" in 2" increments
 (152 mm to 305 mm in 51 mm increments)
 10.... 10 Pack
 OPT.... Blank=Chrome
 P=Painted



Shelf Retainer

- Sturdy metal angle provides retaining lip for merchandise
- Ideal for use when shelf is in 15° downslope position
- Mounting hardware included

SR-(NW)-(NH)-10

- SR.... Shelf Retainer
 NW.... Nominal Width 3' or 4'
 (914 mm or 1219 mm)
 NH.... Blank=1" (22 mm)
 2=2" (51 mm)
 3=3" (76 mm)
 4=4" (102 mm)
 10.... 10 Pack



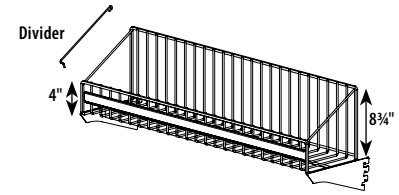
All shelves and accessories should not exceed 6" (152 mm) deep, when standard 13" (330 mm) round base is used. Call your Madix Representative if deeper accessories are required.

Luxe Queuing Impulse Basket

- Maximum depth of 10" (254 mm)
- Includes tag
- Snap in wire dividers included:
 - 30" = 4 dividers
 - 36" = 5 dividers
 - 42" = 6 dividers
 - 48" = 7 dividers

LUQIB-(NW)

LUQ Luxe Queuing
 IB Impulse Basket
 NW Nominal Width 30", 36", 42" or 48"
 (762 mm, 914 mm, 1067 mm or 1219 mm)
 ND Nominal Depth 06"
 (152 mm)

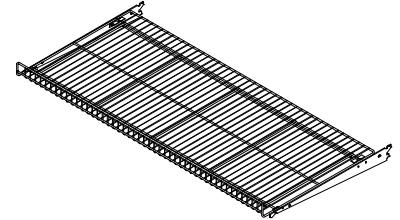


Bakery Wire Shelf with Welded Brackets

- Wire Basket Brackets welded to Bakery Wire Shelf

MBWSB-(NW)(ND)-(TAG)(EDGE)

MBWS Madix Bakery Wire Shelf
 WB Welded Brackets
 NW Nominal Width 3' or 4'
 (914 mm or 1219 mm)
 ND Nominal Depth 06" (152 mm)
 TAG Mold Tag Finish:
 BLANK=Painted Color of Shelf
 DGA2A=Silver Finish
 EDGE Edge Type
 Blank=Straight Edge Position
 L=Lip Edge



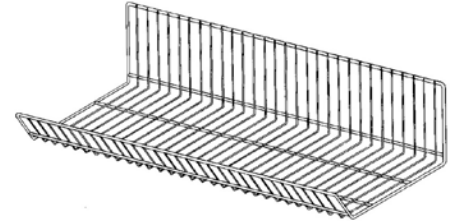
All shelves and accessories should not exceed 6" (152 mm) deep, when standard 13" (330 mm) round base is used. Call your Madix Representative if deeper accessories are required.

Open End Baskets

- Designed to be flexible, OEBs can be configured two ways for strong, neat displays that clean easily, do not collect dust, and increase accessibility to merchandise
- Reversible mounting for maximum display flexibility
- Mounted from the back, baskets rest flat to create a neat wall of merchandise
- Mounted from the front, baskets hang at 30° downslant, creating a "gravity feed" configuration
- Recommended using minimum of three dividers for added support
- Load capacity 75 lbs for OEBs up to 16"W (406 mm)
- Standard finishes: Satin Black, Cream, Dove Gray, White or Powder Chrome

BS01(ND)(NW)

- BS01 Open End Basket
- ND Nominal Depth 09" (229 mm)
Actual Depth 11" (279 mm)
- NW Nominal Width 24", 30", 36" or 48"
(610 mm, 762 mm, 914 mm or 1219 mm)



NOTE!

Overall depth is approximately 2" (51 mm) deeper than nominal depth.

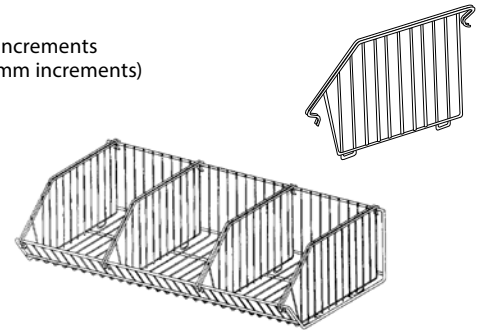
Optional Roll-On Clips use finish code -C

Open End Basket Divider

- Enhance your OEBs with orderly compartments using 6-Way Locking OEB Dividers
- Locks securely into place
- Easily repositioned
- Create custom sized compartments by using dividers at any location along basket
- Increase basket strength and load capacity using at least three dividers per basket, one in center and one on each end
- Standard finishes: Satin Black, Cream, Dove Gray, White or Powder Chrome

DV02(ND)(NH)

- DV02 OEB Divider
- ND Nominal Depth 09", 12" to 24" in 2" increments
(229 mm, 305 mm to 610 mm in 51 mm increments)
- NH Nominal Height 9" (229 mm)



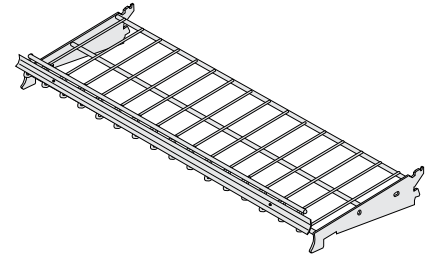
All shelves and accessories should not exceed 6" (152 mm) deep, when standard 13" (330 mm) round base is used. Call your Madix Representative if deeper accessories are required.

Wire Candy Shelf

- Used for lightweight merchandising
- Two position brackets, flat or 15° down, and a 2" (51 mm) high front lip allows various product presentations
- Wires are spaced 1½" (38 mm) OC
- Optional tag molding accepts 1¼" (32 mm) tags
- Load capacity 30 lbs

WCANS(NW)(ND)-TAG

- WCANS Wire Candy Shelf
- NW Nominal Width 36" or 48"
(914 mm or 1219 mm)
- ND Nominal Depth 06" to 10" in 2" increments
(152 mm to 254 mm in 51 mm increments)
- TAG Tag Mold Option:
DGA2A=Aluminum
DGA2P=Painted

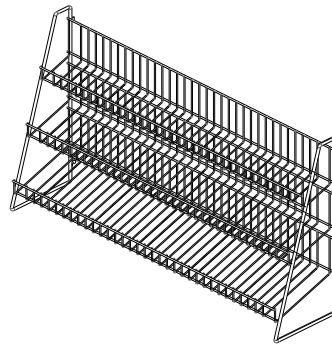


Wire Candy Rack

- Display small boxes of candy, cookies and other snack items
- May be used on either a Base Shelf or Upper Shelf
- 36" or 48"W x 24"H x 8"D
(914 mm or 1219 mm)
- 1" (25 MM) OC wire spacing

WCANR-(NW)

- WCANR... Wire Candy Rack
- NW... Nominal Width 36" or 48"
(914 mm or 1219 mm)




Slatwall Shelf

- Attaches to wooden or metal slatwall
- Can also span across vertical upright, allowing for maximum utilization of merchandising space
- Load capacity 60 lbs

SWSH-(NW)(ND)(OPT1)(OPT2)

- SWSH Slatwall Shelf
- NW Nominal Width 18" to 48" in 6" increments
(457 mm to 1219 mm in 152 mm increments)
- ND Nominal Depth 06" to 10" in 2" increments
(152 mm to 254 mm in 51 mm increments)
- OPT1 Tag Option
Blank=Welded Tag
A=DGA2 Aluminum
PC=DGA2 Powder Coat
NT=No Tag
- OPT2 Laminate Option
Blank=No Laminate
L=Laminate



NOTE!

This shelf needs to be ordered 12" (305 mm) less than section width, when used with Luxe Queuing Solution.
Example: 48" (1219 mm) section, shelves need to be 36" (914 mm).

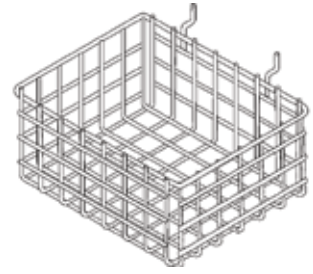
All shelves and accessories should not exceed 6" (152 mm) deep, when standard 13" (330 mm) round base is used. Call your Madix Representative if deeper accessories are required.

Peg Basket

- Versatile basket for small impulse items
- Dimensions: 3¾"H x 6¾"D x 8¼"W
(95 mm x 171 mm x 210 mm)
- Mounts to wood or metal slatwall
- Load capacity 2 lbs

PEGB

PEGB.... Peg Basket



Classic Pegboard Basket

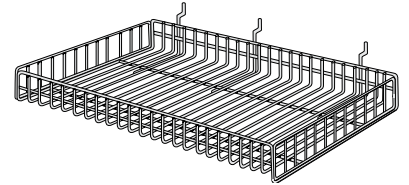
- Peg and Slatwall Wire Basket fits both standard pegboard or slatwall back panels
- Basket height is 3¾" (95 mm)
- Mounts to wood or metal slatwall
- Load capacity 50 lbs

CBPSW-(NW)(ND)

CBPSW.... Classic Basket for Pegboard and Slatwall

NW.... Nominal Width 24" (610 mm)

ND.... Nominal Depth 10" or 12"
(254 mm or 35 mm)



Wire Snack Shelf

- For lightweight merchandising of items
- Optional tag molding accepts 1¼" (32 mm) tags
- Available in 0° or 15° downtilt
- Load capacity 30 lbs

WCANSSW(NL)(ND)-(OPT)

WCANS.... Wire Candy Snack Shelf

SW.... Slatwall

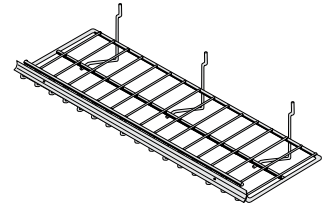
NL.... Nominal Length 24" to 48" in 6" increments
(610 mm to 1219 mm in 152 mm increments)

ND.... Nominal Depth 08" or 10"
(203 mm or 254 mm)

OPT.... Degree Option:

Blank=0°

15=15°



NOTE!

This shelf needs to be ordered 12" (305 mm) less than section width, when used with Luxe Queuing Solution two slot post.

Example: 48" (1219 mm) section, shelves need to be 36" (914 mm).

All shelves and accessories should not exceed 6" (152 mm) deep, when standard 13" (330 mm) round base is used. Call your Madix Representative if deeper accessories are required.

Utility Baskets

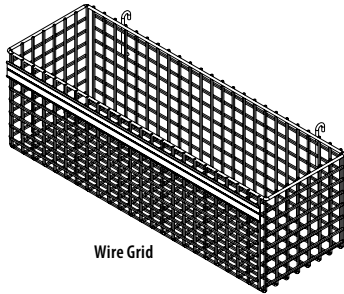
- Use with wire grid, pegboard, or shelves
- Basket's 1¼" (32 mm) tag molding affords space for pricing information
- 18¼"W x 3¾"H x 3⅝"D (464 mm x 95 mm x 100 mm)
- Load capacity 25 lbs

WUB-(NW)(ND)(NH)-(TYPE)

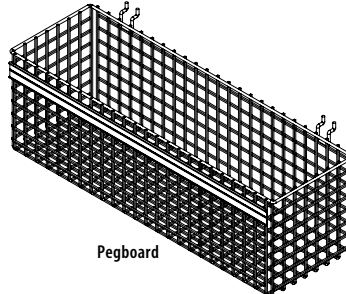
WUB Wire Utility Basket
 NW 18" Width (457 mm)
 ND 04" Depth (102 mm)
 NH 04" Height (102 mm)
 TYPE Mount Type:
 WG=Wire Grid
 P=Pegboard
 S=Shelving



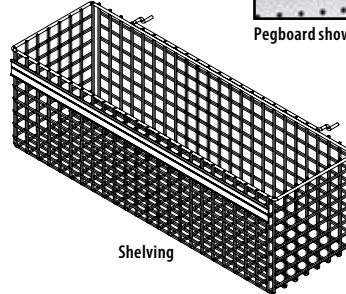
Pegboard shown



Wire Grid



Pegboard



Shelving

Slatwall Mount Wire DVD Shelf

- For use in standard Maxi Line shelving sections that use Slatwall Back Panels
- Brackets are designed to give approximately 10° uptilt to shelf
- Load capacity 25 lbs

SMWDVDS-(NW)

SMWDVDS....Slatwall Mount Wire DVD Shelf
 NWNominal Width 36" or 48"
 (914 mm or 1219 mm)



NOTE!

Does not work in Slatgrid due to size of clip.

NOTE!

This shelf needs to be ordered 12" (305 mm) less than section width, when used with Luxe Queuing Solution two slot post.

Example: 48" (1219 mm) section, shelves need to be 36" (914 mm).



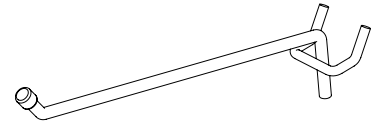
All shelves and accessories should not exceed 6" (152 mm) deep, when standard 13" (330 mm) round base is used. Call your Madix Representative if deeper accessories are required.

Peg Hook-Single Prong

- For ¼" (6 mm) perforations
- Four gauge
- .212 diameter wire
- Galvanized

PH(NL)-PACK

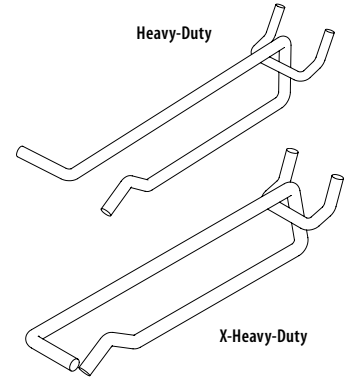
PH.... Peg Hook
 NL.... Nominal Length 4" to 12" in 2" increments
 (102 mm to 305 mm in 51 mm increments)
 PACK.... Pack Size:
 1=1
 12=12
 500=500
 1000=1,000

**Scanner Peg Hook**

- For ¼" (6 mm) perforations
- Heavy-duty, .186 diameter wire
- Extra Heavy-duty, .212 diameter wire
- Galvanized

SPH(TYPE)-(NL)-10

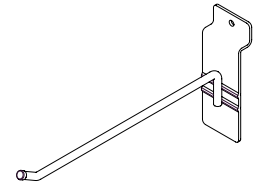
SPH.... Scanner Peg Hook
 TYPE.... HD=Heavy-Duty
 XHD=Extra Heavy-Duty
 NL.... Nominal Length 4" to 12" in 2" increments
 (102 mm to 305 mm in 51 mm increments)
 10.... 10 Pack

**Slatwall Peg Hook**

- .224 diameter wire
- Galvanized

SWPH-(NL)-(PACK)

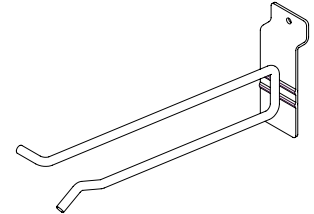
SWPH.... Slatwall Peg Hook
 NL.... Nominal Length 04" to 12" in 2" increments
 (102 mm to 305 mm in 51 mm increments)
 PACK.... Pack Size:
 Blank=1
 10=10

**Slatwall Scanner Hook**

- .212 diameter wire
- Galvanized

SWLHSH-(NL)-(PACK)

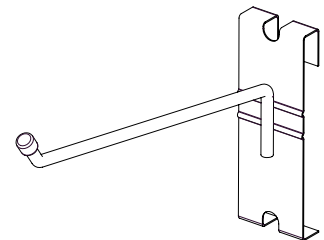
SWLHSH... Slatwall Scanner Hook
 NL.... Nominal Length 04" to 12" in 2" increments
 (102 mm to 305 mm in 51 mm increments)
 PACK.... Pack Size:
 1=1
 10=10

**Wire Grid Peg Hook**

- .224 diameter wire
- Galvanized

WGPH-(NL)-(PACK)

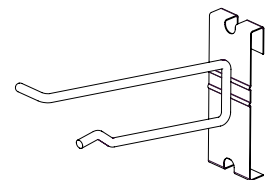
WGPH.... Wire Grid Peg Hook
 NL.... Nominal Length 4" to 12" in 2" increments
 (102 mm to 305 mm in 51 mm increments)
 PACK.... Pack Size:
 10=10

**Wire Grid Scanner Hook**

- .212 diameter wire
- Galvanized

RGS-(NL)-(PACK)

RGS.... Wire Grid Scanner Hook
 NL.... Nominal Length 4" to 12" in 2" increments
 (102 mm to 305 mm in 51 mm increments)
 PACK.... Pack Size:
 50=50
 100=100



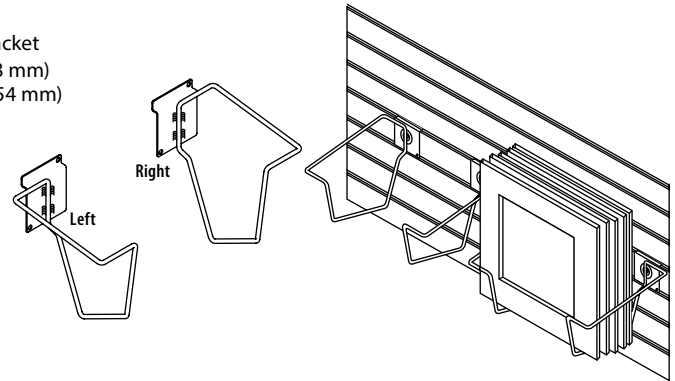
All shelves and accessories should not exceed 6" (152 mm) deep, when standard 13" (330 mm) round base is used. Call your Madix Representative if deeper accessories are required.

Slatwall Frame Display

- Fits into wooden or metal slatwall
- Ships as a pair, left and right-hand
- Can be adjusted to match width of product
- Load Capacity 40 lbs per pair

FAB(SIZE)

FAB Framed Art Bracket
 SIZE S=Small 7" (178 mm)
 L=Large 10" (254 mm)

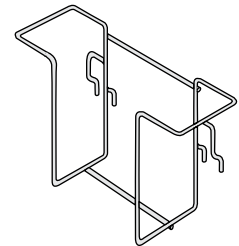


Wire Grid Brochure Holder

- Holder measures 3½" deep (89 mm)
- Available in 4", 6" and 8½" widths (102 mm, 152 mm, and 216 mm)

WBH-(NL)-WG

WBH Wire Brochure Holder
 NL Nominal Length
 04=4" (102 mm)
 06=6" (152 mm)
 85=8½" (216 mm)
 WG Wire Grid




Shelf Extender Basket Displayer

- Mounts to perforations of Standard Upper Shelves, allowing additional merchandising space
- 10"W x 10"H x 3"D (254 mm x 254 mm x 76 mm)
- Front lip accommodates 1"H (25 mm) integral tag molding and accepts pricing or signage

SEBD

SEBD Shelf Extender Basket Displayer

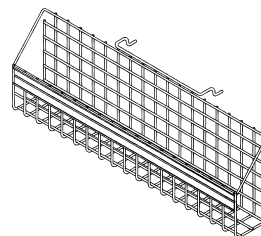


Shelf Extender Basket

- Movable basket hooks in front row of perforations in Standard Upper Shelves
- Ideal for literature or other lightweight items
- 18"W x 2½"D (457 mm x 64 mm), ¾" (83 mm) front height, 6" (152 mm) back height
- Tag molding accepts ¼" (32 mm) tags

SEB

SEB Shelf Extender Basket



All shelves and accessories should not exceed 6" (152 mm) deep, when standard 13" (330 mm) round base is used. Call your Madix Representative if deeper accessories are required.

Multi-Purpose Adjustable Bins

- Clear plastic bins to merchandise small impulse items
- Use two Luxe Queuing Multi-Purpose Hooks for Pegboard or Slatwall (LUQMPHOOKPSW) to attach to pegboard, MegaWall™, mini grid, slatgrid, or slatwall (ordered separately)
- Use two Multi-Purpose Hooks for Wire Grid (LUQMPHOOKKWG) to attach bins to square wire grid patterns (ordered separately)
- Place up to three dividers to maximize your sales and profitability (ordered separately)
- Sizes available:
 - Small Bin (7½"L x 11⅞"W x 5⅞"H)
 - Medium Bin (10¼"L x 11⅞"W x 5⅞"H)
- 1¼" (32 mm) tag mold on front for pricing

LUQMPABIN-(OPT)

LUQ Luxe Queuing
 MPABIN Multi-Purpose Adjustable Bins
 OPT SM=Small
 MD=Medium



Medium - shown with one LUQMPBINDIV-MD divider, medium



Small - shown with two LUQMPHOOKKWG hooks and three LUQMPBINDIV-SM divider, small

Multi-Purpose Adjustable Bin Divider

- Clear plastic dividers
- Order up to three dividers for small and medium Multi-Purpose Adjustable Bins [LUQMPABIN-(OPT)]

LUQMPBINDIV-(OPT)

LUQ Luxe Queuing
 MP Multi-Purpose
 BINDIV Adjustable Bin Divider
 OPT SM=Small
 MD=Medium



Multi-Purpose Hook for Pegboard or Slatwall

- Clear plastic hooks, used to hang Multi-Purpose Adjustable Bins [LUQMPABIN-(OPT)] or Multi-Purpose Tray (LUQMPTRAY) on pegboard, MegaWall™, mini grid, slatgrid, or slatwall
- Two required per bin (ordered separately)

LUQMPHOOKPSW

LUQ Luxe Queuing
 MP Multi-Purpose
 HOOK Hook
 PSW for Pegboard or Slatwall



Multi-Purpose Hook for Wire Grid

- Clear plastic hooks, used to hang Multi-Purpose Adjustable Bins [LUQMPABIN-(OPT)] or Multi-Purpose Tray (LUQMPTRAY) on wire grid
- Two required per bin or tray (ordered separately)

LUQMPHOOKKWG

LUQ Luxe Queuing
 MP Multi-Purpose
 HOOK Hook
 WG for Wire Grid



Multi-Purpose Tray

- Clear plastic trays to merchandise small impulse items
- 9"D x 16"W x 3"H (229 mm x 406 mm x 76 mm)
- 1¼" (32 mm) tag mold on front for pricing
- One divider per bin (ordered separately)

LUQMPTRAY

LUQ Luxe Queuing
 MP Multi-Purpose
 TRAY Tray



Shown with one LUQMPTRAYDIV, divider

Multi-Purpose Tray Divider

- Clear plastic divider, for use with Multi-Purpose Tray (LUQMPTRAY)
- One divider per bin (ordered separately)

LUQMPTRAYDIV

LUQ Luxe Queuing
 MP Multi-Purpose
 TRAY Tray
 DIV Divider



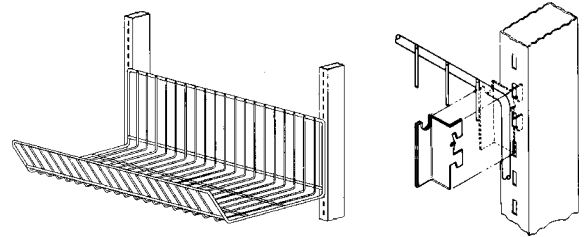
All shelves and accessories should not exceed 6" (152 mm) deep, when standard 13" (330 mm) round base is used. Call your Madix Representative if deeper accessories are required.

Z Brackets

- Used as a suspension method from 1" (25 mm) universally slotted upright
- Used when Open End Baskets [BS01(ND(NW))] are the same length or slightly shorter than the centerline distance between uprights
- Standard finish: Zinc Plated

AC123141(HAND)Z

AC123141.... Z Brackets
 Hand.... L=Left-Hand Option
 R=Right-Hand Option
 Z.... Z Brackets



Slatwall Brackets

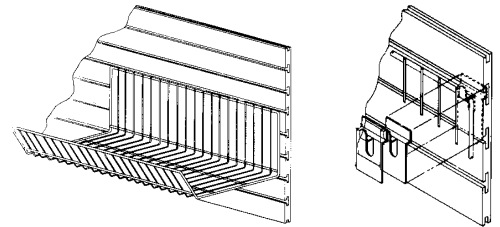
- Mount directly to slatwall or slatgrid
- Provides heavy-duty hook from which Open End Baskets [BS01(ND(NW))] hang
- Use two or three per basket

AC999SWB(FIN1)

AC999SWB.... Slatwall Brackets

Finish Code

FIN1 CR=Chrome Finish
 PC059=Satin Black
 PC811=Cream
 PC812=Dove Gray
 PC829=White

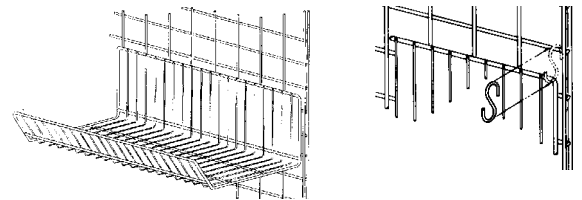


Wire S Hooks

- An inexpensive method to hang Open End Baskets [BS01(ND(NW))] from grid
- Suited for medium duty applications
- Use two or three per basket
- Standard finish: Zinc Plated

ACPH123265

ACPH123265.... Wire S Hooks

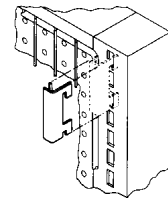


Loose OEB Brackets

- Secures perimeter frame wire to slotted upright
- Easily attach to front or back of Open End Baskets [BS01(ND(NW))]

AC1230(TYPE)(HAND)

AC1230 Loose OEB Brackets
 TYPE 57=2" (51 mm)
 44=2½" (64 mm)
 43=1 Tab
 Hand L=Left
 R=Right

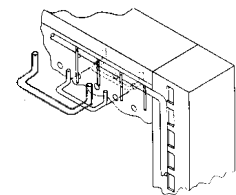


Pegboard Hooks

- Suspends OEBs from pegboard
- Suited for light to medium duty applications
- Two or three required per basket
- Standard finish: Zinc plated

ACPH123268

AC123268Pegboard Hooks

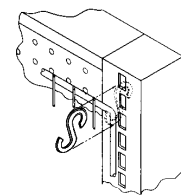


Flat S Hooks

- An inexpensive method to hang Open End Baskets [BS01(ND(NW))] from slotted upright
- For medium or heavy-duty applications
- Standard finish: Zinc plated

AC125(OPT)Z

AC125 Flat S Hooks
 OPT 237=Medium-Duty
 143=Heavy-Duty
 Z Zinc finish



All shelves and accessories should not exceed 6" (152 mm) deep, when standard 13" (330 mm) round base is used. Call your Madix Representative if deeper accessories are required.




madix[®]
INNOVATION ON DISPLAY

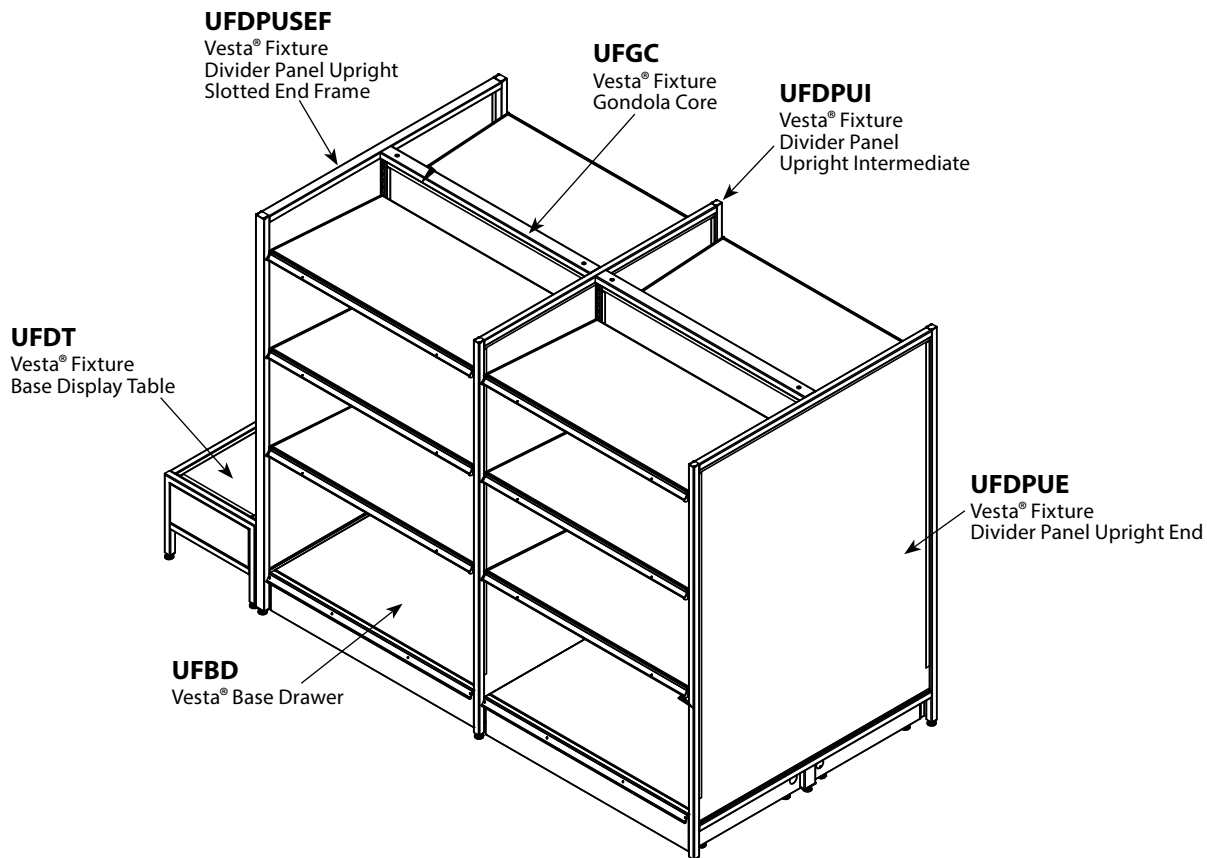


Vesta[®]



Madix's new Vesta® fixture creates a high-end, custom appearance. Vesta's optionally equipped LEDge Lights and acrylic shelves draw attention to merchandise by allowing lighting to fully penetrate the fixture's surfaces. When lit, it glows. Additional options include Base Drawers and Base Display Tables. It's ideal for many market segments, especially health and beauty, home goods, kitchenware and apparel.






Use this Nominal Width Divider Panel for:						
Desired Shelf Depth	Wall	Double Sided Gondola	Slotted End Frame	Useable Depth		
UFUSA(OPT1)-(NW)(ND)(OPT1)	UFWDP(OPT1)(NW)(NH)(OPT2)	UFDPU(OPT1)(NW)(NH)(OPT2)	UFDPUSEF(NW)(NH)(OPT)	ACTUAL	UFBP(NW)(ND)(NH)	UFDT(NW)(ND)(NH)(OPT1)(OPT2)
Nominal Shelf Depth	Wall Divider Panel	Gondola Divider Panel	Gondola Divider Panel	Available Depth	Drawer (Flushed to Front)	Base Table (Flushed to Front)
10"		24"		11.5"	N/A	11"
12"		30"		14.5"	14"	14"
14"		32"		15.5"	15"	15"
14"	20"			16.5"	16"	16"
16"		36"		17.5"	17"	17"
16"	22"			18.5"	18"	18"
18"		42"		20.5"	20"	20"
20"	26"			22.5"	22"	22"
20" or 22"				23.5"	23"	23"
22"	28"			25"	24"	24"
24"	30"			26.5"	26"	26"

Vesta Fixture Gondola Core

- Slim profile 1" x 2" (25 mm x 51 mm) tubing upright
- Only two-tab Madix shelving may be used
- Easy installation

UFGC(NW)(NH)(OPT1)(OPT2)

- UF Vesta Fixture
- GC Gondola Core
- NW Nominal Width
24", 30", 32", 36", 42" or 48"
(610 mm, 762 mm, 813 mm, 914 mm, 1067 mm or 1219 mm)
- NH Nominal Height
48", 54", 60", 66", 72", 84" or 90"
(1219 mm, 1372 mm, 1524 mm, 1676 mm, 1829 mm, 2134 mm or 2286 mm)
- OPT1 Back Panel One
FA=Frosted Acrylic
MP=Milk Plex
HL=Hardboard
- OPT2 Back Panel Two
FA=Frosted Acrylic
MP=Milk Plex
HL=Hardboard
Z=No Back

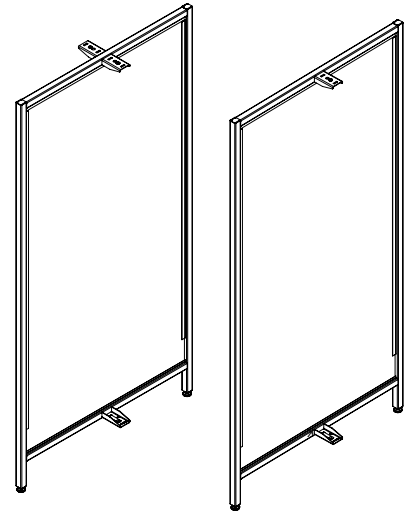


Vesta Fixture Upright Divider Panel, End and Intermediate

- For use on a gondola when shelves are on both sides
- Only two-tab Madix shelving may be used
- Easy installation

UFDPU(OPT1)(NW)(NH)(OPT2)

- UF Vesta Fixture
- DPU Divider Panel Upright
- OPT1 E=End
I=Intermediate
- NW Nominal Width
18", 24", 30", 36", 42" or 48"
(457 mm, 610 mm, 762 mm, 914 mm, 1067 mm or 1219 mm)
- NH Nominal Height
48", 54", 60", 66", 72", 84" or 90"
(1219 mm, 1372 mm, 1524 mm, 1676 mm, 1829 mm, 2134 mm or 2286 mm)
- OPT2 Back Panel
FA=Frosted Acrylic
MP=Milk Plex
HL=Hardboard

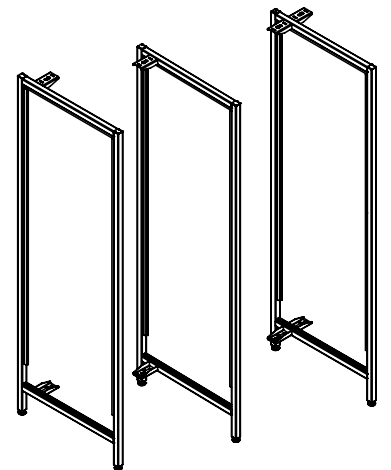


Vesta Fixture Wall Divider Panel Upright End or Intermediate

- Slim profile 1" x 1" (25 mm x 25 mm) tubing
- Single-panel design
- Easy installation
- Not slotted for shelves

UFWDP(OPT1)(NW)(NH)(OPT2)

- UF Vesta Fixture
- WDP(OPT1) Wall Divider Panel Upright
- OPT1 I=Intermediate
L=Left Hand
R=Right Hand
- NW Nominal Width
18", 20", 22", 24", 26" or 30"
(457 mm, 508 mm, 559 mm, 610 mm, 660 mm or 762 mm)
- NH Nominal Height
48", 54", 60", 66", 72", 84" or 90"
(1219 mm, 1372 mm, 1524 mm, 1676 mm, 1829 mm, 2134 mm or 2286 mm)
- OPT2 Back Panel
FA=Frosted Acrylic
MP=Milk Plex
HL=Hardboard




Vesta Fixture Divider Panel Upright Slotted End Frame

- Slim profile 1" x 1½" (25 mm x 38 mm) tubing
- Only two-tab Madix shelving may be used
- Easy installation

UFDPUSEF(NW)(NH)(OPT)

UF Vesta Fixture
 DPU Divider Panel Upright
 SEF Slotted End Frame
 NW Nominal Width
 18", 24", 30", 36", 42", or 48"
 (457 mm, 610 mm, 762 mm,
 914 mm, 1067 mm, or 1219 mm)
 NH Nominal Height
 48", 54", 60", 66", 72", 84", or 90"
 (1219 mm, 1372 mm, 1524 mm,
 1676 mm, 1829 mm, 2134 mm,
 or 2286 mm)
 OPT Back Panel
 FA=Frosted Acrylic
 MP=Milk Plex
 HL=Hardboard

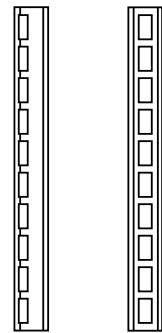
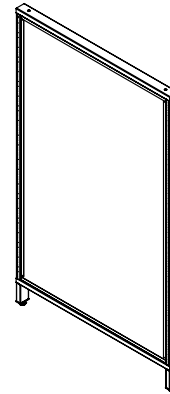


Vesta Fixture Gondola Core with Offset Slots

- Offset slotting is narrower and decreases the growth of the Vesta system by .375" (10 mm) per section
- Appearance is further improved by reducing the gap between the divider panels and shelves, tables, and base drawers
- Easy installation

UFGCOS(NW)(NH)(OPT1)(OPT2)

UF Vesta Fixture
 GCOS Gondola Core with Offset Slots
 NW Nominal Width
 24", 30", 32", 36", 42" or 48"
 (610 mm, 762 mm, 813 mm,
 914 mm, 1067 mm or 1219 mm)
 NH Nominal Height
 48", 54", 60", 66", 72", 84" or 90"
 (1219 mm, 1372 mm, 1524 mm,
 1676 mm, 1829 mm, 2134 mm
 or 2286 mm)
 OPT1 Back Panel 1
 FA=Frosted Acrylic
 MP=Milk Plex
 HL=Hardboard
 OPT2 Back Panel 2
 FA=Frosted Acrylic
 MP=Milk Plex
 HL=Hardboard
 Z=No Back



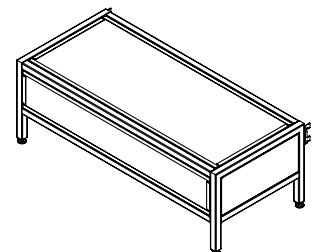
Offset Slotting .750" x .225"
1" OC
 Standard Slotting .750" x .375"
1" OC

Vesta Fixture Display Table

- Can be installed in the run or used as an end-cap display
- Optional lighting helps merchandise stand out
- Standard panels: Milk Plex

UFDT(NW)(ND)(NH)(OPT1)(OPT2)

UF Vesta Fixture
 DT Display Table
 NW Nominal Width
 24", 30", 32", 36", 42" or 48"
 (610 mm, 762 mm, 813 mm,
 914 mm, 1067 mm or 1219 mm)
 ND Nominal Depth 12", 14" or 16"
 (305 mm, 356 mm or 406 mm)
 NH Nominal Height 12"
 (305 mm)
 OPT1 Front Panel Option
 FA=Frosted Acrylic
 MP=Milk Plex
 HL=Hardboard Laminated Two Sides
 OPT2 Top Panel Option
 FA=Frosted Acrylic
 MP=Milk Plex
 HL=Hardboard

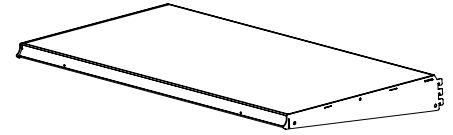


Vesta Fixture Shelf

- Slim profile shelf maximizes merchandise space
- Includes standard 1¼" (32 mm) tag molding
- Standard Tops: Clear Acrylic, Frosted Acrylic, Milk Plex, Tempered Glass and Hardboard Laminated
- Other tops available; please contact your Sales Representative for more options
- Load capacity is 100 lbs

UFUSA(OPT1)-(NW)(ND)(OPT1)

- UF Vesta Fixture
- USA Upper Shelf Assembly
- OPT1 Light Option
 - NL=No Light
 - Blank=with Light
- NW Nominal Width
 - 18", 24", 30", 36", 42" or 48"
 - (457 mm, 610 mm, 762 mm, 914 mm, 1067 mm or 1219 mm)
- ND Nominal Depth 8" to 24" in 2" increments
 - (203 mm to 610 mm in 51 mm increments)
- OPT1 Top Option
 - FA=Frosted Acrylic
 - MP=Milk Plex
 - HL=Hardboard Laminated 2 Sides
 - TG=Tempered Glass
 - CA=Clear Acrylic
 - ND=None

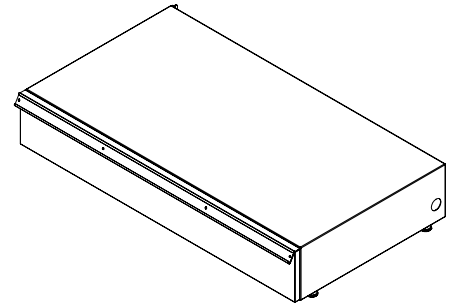


Vesta Fixture Base Drawer

- Optional base drawer with tag molding
- Allows inventory storage on sales floor
- Ball-bearing slides allow easy operation

UFBD(NW)(ND)(NH)

- UF Vesta Fixture
- BD Base Drawer
- NW Nominal Width 24", 36", 42" or 48"
 - (610 mm, 914 mm, 1067 mm or 1219 mm)
- ND Nominal Depth 14" to 26"
 - (356 mm to 660 mm)
- NH Nominal Height
 - 06" or 08" (152 mm or 203 mm)



Lighted Upper Shelf Assembly, No Light

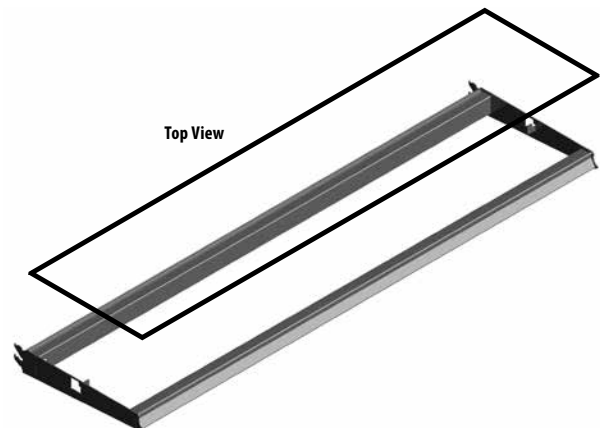
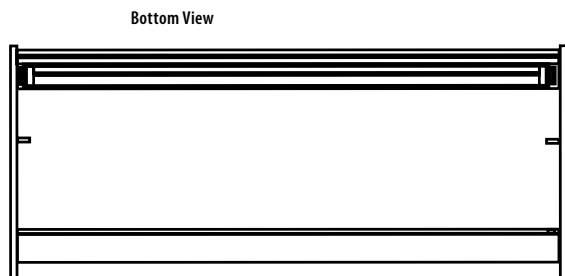
- Shelf assembly uses LEDge Light [LLS(NL)], ordered separately
- Several sizes, finishes, and top surfaces are available
- Load capacity is 100 lbs for each shelf

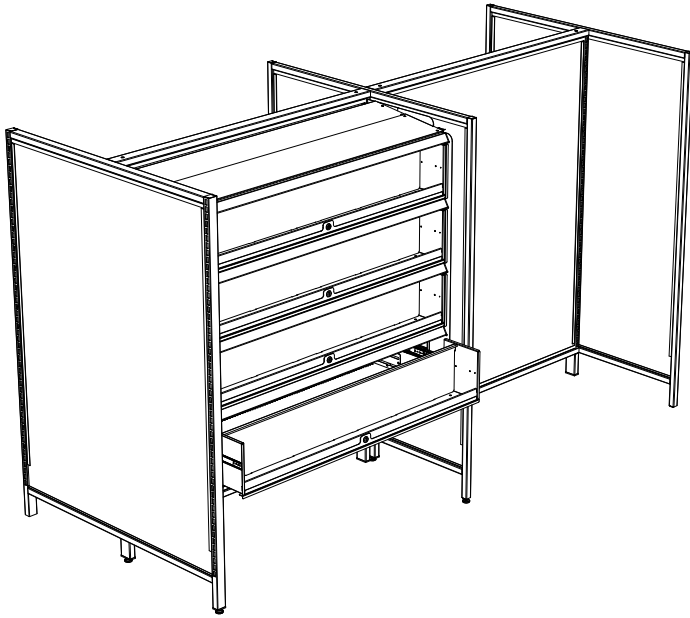
LUSANL-(NW)(ND)-(OPT1)

- LUSA Lighted Upper Shelf Assembly
- NL No Light
- NW Nominal Width 3' or 4'
 - (914 mm or 1219 mm)
- ND Nominal Depth
 - 12", 14", 16", 18", 22" or 24"
 - (305 mm, 356 mm, 406 mm, 457 mm, 559 mm or 610 mm)
- OPT1 Top Option
 - TG = Tempered Glass
 - CA = Clear Acrylic
 - FA = Frosted Acrylic
 - ND = No Deck

NOTE!
Order LEDge Light [LLS(NL)] separately.

NOTE!
Madix does not recommend using lighted shelves with merchandise that is sensitive to slightly warmer temperatures or direct exposure to light.



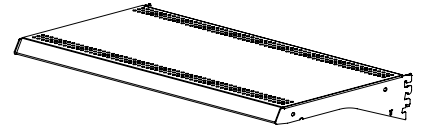


Tube Line Metal Shelf

- Flush-front shelf with diamond perforations

TLMS(OPT)(NW)(ND)

TLMS Tube Line Metal Shelf
 OPT D=Diamond Perferated
 NP=Non-Perferated
 NW Nominal Width
 18", 24", 30", 36", 42" or 48"
 (457 mm, 610 mm, 762 mm, 914 mm,
 1067 mm or 1219 mm)
 ND Nominal Depth 08" to 24" in 2" increments
 (203 mm to 610 mm in 51 mm)

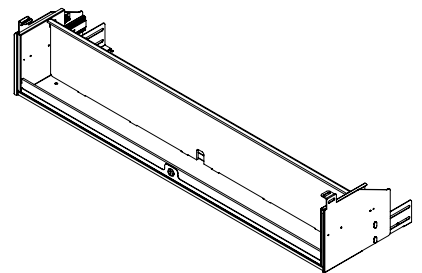


Tube Line Pull-Out Demo Display

- Requires the use of Tube Line Metal Shelf [TLMS(OPT1)(NW)(ND)] at top and bottom of each display

TLUPODD(NW)1016(OPT)

TL Tube Line
 UPODD Universal Pull-Out Demo Display
 NW Nominal Width
 36" or 48" (914 mm or 1219 mm)
 1016 Nominal Depth 10" to 16" range pull-out
 (254 mm to 406 mm range pull-out)
 OPT KL=Kenstan Lock
 Blank=Standard Lock

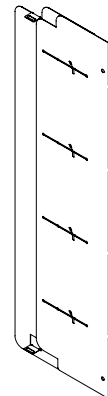


Tube Line Universal Pull-Out Demo Display End Panel

- Nominal height must be in 10" increments
 - 20" (508 mm) covers two pull-outs
 - 40" (1016 mm) covers four pull-outs

TLUPODDEP(NH)1016(OPT)

TL Tube Line
 UPODD Universal Pull-Out Demo Display
 EP End Panel
 NH Nominal Width
 20" or 40" (508 mm or 1016 mm)
 1016 Nominal Depth 10" to 16" range pull-out
 (254 mm to 406 mm range pull-out)
 OPT LH=Left Hand
 RH=Right Hand



LEDge Light Gen4

As the industry’s leading provider of LED shelf lighting, Madix is proud to offer a variety of options for creating illuminated displays. Our LEDge Light is the first LED-lighting product created specifically for retail shelves. These environmentally friendly LEDs produce light intensity comparable to that of T5 fluorescent bulbs—but with half the energy consumption and nearly three times the lifespan. The latest generation is our most efficient version yet, reducing energy consumption by an additional 25% (see specifications below).

LEDge Light

- 3' or 4' lengths (914 mm or 1219 mm)
- Maintenance-free life in excess of 50,000 hours (11 years at 12 hours/day)
- Compact, 1.18" x .88" (30 mm x 22 mm) profile
- Durable aluminum extrusion
- Integral magnets make installation on metal shelves or other surfaces easy and allow fast changes
- End tabs with holes for fastening to wood shelves, counters, or other surfaces
- Certified by the DesignLights™ Consortium (DLC) and Underwriters Laboratories, Inc. (UL)
- DLC certification provides potential utility rebates
- All plug 'n' play connections— no electrician required (class 2 system)
- Multiple units connected using Jumper Cables or Harness Assembly
- May be daisy-chained to single power supply for "single row" applications
- Power up to eighteen 48" LEDge Lights with one power supply (see chart)
- Color temperature: 4200K
- Color Rendering Index (CRI) of 85
- Contains no heavy metals
- Low power consumption helps meet California Title 24 lighting regulations
- Safe 24 volt DC system
- 7-year warranty
- Not compatible with Lumiback or Lumishelf™ accessories
- Redesigned control chip is not polarity sensitive, may be used with Versa System, power from top or bottom

LLS(NL)

LLS.....LEDge Light
 NL.....Nominal Length 36" or 48"
 (914 mm or 1219 mm)

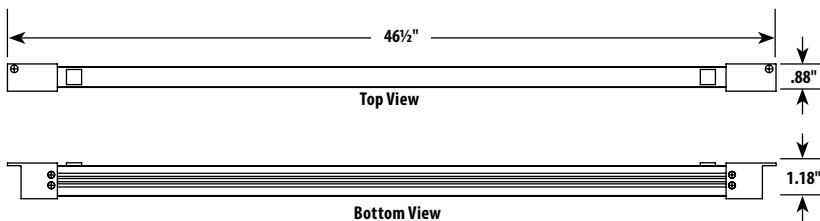


Gen4 LED Lighting Wattage					Output/Efficiency	
Shelf Width	Part Number	Actual Length	DC Watts	Max # Lights per Power Supply	Lumens	Lumens/Watts
36"	LLS36	34½"	4.0W	25	682	170
48"	LLS48	46½"	5.4W	18	910	168



Lights Per Circuit*		
Circuit Amps	Power Supplies	LLS48 per Circuit
15	8	144
20	11	198

* Above assumes fully loaded power supply

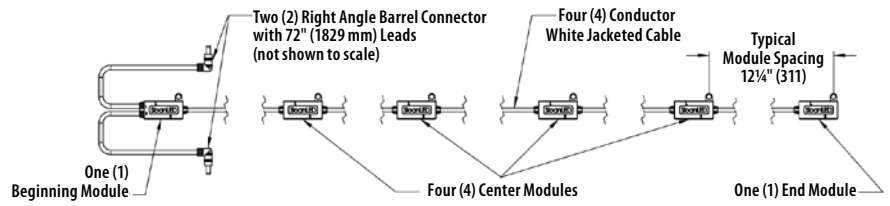


LEDge Light Harness Assembly

- Harness Assembly is used to connect up to 6 LEDge Lights to a single 100W power supply
- Up to 12 lights may be connected to a single Harness Assembly by using 2 power supplies
- Harness plugs directly into power supply
- Jumper Cables required to connect LEDge Lights to Harness Assembly
- 6 modules, 12.25" (311 mm) OC with 72" (1829 mm) leads for each power supply connection
- The screw tab on each connecting module allows fastening to perforated back panel via push rivets or to other surfaces with screws (not included)
- White color

LLHA

LLHA LEDge Light Harness Assembly




LEDge Light Jumper Cable

- Required to connect LEDge Lights to Harness Assembly and adjacent lights in daisy-chain applications
- Male connectors at each end
- White color

LLJ(NL)

LLJ LEDge Light Jumper Cable
 NL Nominal Length 6", 18", 30", 72" or 144"
 (152 mm, 457 mm, 762 mm, 1829 mm or 3658 mm)



LEDge Light Power Supply

- UL listed 100W DC power supply features nearly 90% efficiency using of latest circuitry design
- 120V standard plug; no electrician required
- Maximum of 16 power supplies per 20-amp circuit
- Not compatible with Lumiback or Lumishelf™
- Uses 1 amp at 120V
- Female connector

LLPS

LLPS LEDge Light Power Supply



LEDge Light Cable Clamp

- Use to cleanly route cables
- Clear nylon with adhesive back
- 3/8" (10 mm) capacity
- 25 pieces per pack

LLCC38-25

LLCC LEDge Light Cable Clamp
 38 3/8" (10 mm) capacity
 25 25 pieces



LEDge Light Cable Clamp Magnetic

- Use to cleanly route cables
- Easy fast installation, durable, and reusable
- Mounts rotate 360°
- 1/2" (13 mm) capacity
- Available in black or white

LLCCCM-(OPT)

LLCCCM LEDge Light Cable Clamp Magnetic
 OPT Color
 B=Black
 W=White





ILLUMINATE MERCHANDISE AT THE POINT OF SALE

LEDge Light Versa is Madix's most versatile lighting solution for retail shelves. This system features LED lights that draw attention to merchandise, boosting sales. LEDge Light Versa's connectors allow retailers to quickly and easily reset shelves without the hassle of unplugging and reconnecting the lights' wires. Simply unhook and reattach the shelves to the uprights, lining up the connectors to the bus bars on the backboards. The lights will automatically power on.

- Engineered to install on most metal shelving systems
- Quickly reset plan-o-grams without moving wires
- Cut the expense of hiring electricians
- Reduce the cost of store associates' labor

LEDge Light Versa System

The LEDge Light Versa system allows retailers to quickly and easily modify shelf spacing without the hassle of unplugging and reconnecting. Adjust shelves with LEDge Lights throughout the run without moving wires or electrical connections. System is used in lieu of harness or jumper application. Patent No. US 8,979,311 B2

- Hassle-free way to light an entire fixture run
- Quickly reset plan-o-grams
- Spring-loaded Versa connector easily installs to pre-existing LEDge light runs
- Compatible with most metal shelving
- Patent No. US 8,979,311 B2



LEDge
LIGHT VERSA

LEDge Light Versa Connector

- Complete assembly includes connector and cable
- Versa connector needs to be size of shelf or deeper

LLVC(ND)

LLVC LEDge Light Versa Connector
ND Nominal Depth
12", 18" or 30"
(305 mm, 457 mm or 762 mm)




LEDge Light Versa Bus Bar

- Available in 46" and 76" (1168 mm and 1930 mm) lengths (for 54" and 84" [1372 mm and 2134 mm] back panels, respectively)
- Can be mounted higher or lower on larger panels depending on shelf location
- Can be trimmed to fit shorter panels

LLBB(NL)

LLBB LEDge Light Versa Bus Bar
NL Nominal Length
46" or 76" (1168 mm or 1930 mm)

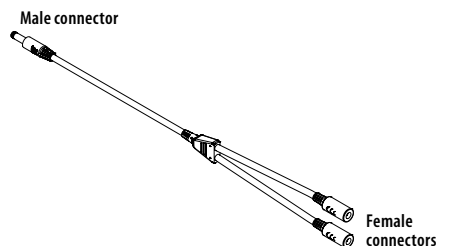


LEDge Light Versa Y-Connector

- Splitter connecting LEDge Light Versa Bus Bars to power supply
- 15" (381 mm) overall length

LLVY

LLVY LEDge Light Versa Y-Connector



LEDge Light Dimming Controller Kits

Dimming controllers use infrared sensors to dim or shut off LEDge Lights when customers are not shopping the aisle. Dimming is adjustable from “Off” to 12%, 25%, or 50% of total intensity. State-of-the-art controls dim and ramp up light slowly, making the change less noticeable to customers. Use of dimming control may cut energy consumption by over 50% and double the life of LEDge Lights.

LEDge Light Dimming Controller Starter Kit

- Controls single, 100W power supply
- Kit contains one dimming controller, two infrared sensors, cables, and connectors for use in up to a 24' (7315 mm) run; longer runs require Sensor Add-On Kit (see below)
- Sensor detection range is 14' (4267 mm) diameter
- Specify sensor mounts for slotted upright (B) or shelf (S)
- Plug and play connections– no electrician required
- White color
- Not compatible with Lumiback or Lumishelf™

LLDCS-(TYPE)

LLDCS LEDge Light Dimming Controller Starter Kit

TYPE Sensor Mount Type:

B=Slotted Upright

S=Shelf

LEDge Light Dimming Controller Add-On Kit

- Order this kit to control additional power supplies (one kit per power supply)
- Contains one dimming controller, cables and connectors to add one power supply
- Plug and play connections– no electrician required
- White color
- Not compatible with Lumiback or Lumishelf™

LLDCA

LLDCA LEDge Light Dimming Controller Add-On Kit

LEDge Light Motion Sensor Add-On Kit

- Order this kit where additional sensors are required in system [i.e. at center of any run that exceeds 24' (7315 mm)]
- Kit adds a single sensor to Starter Kit above
- Contains one infrared sensor, cables, and connectors to add 12' (3648 mm) to run
- Specify sensor mounts for slotted upright (B) or shelf (S)
- Plug and play connections– no electrician required
- White color
- Not compatible with Lumiback or Lumishelf™

LLMSA-(TYPE)

LLMSA LEDge Light Motion Sensor Add-On Kit

TYPE Sensor Mount Type:

B=Slotted Upright

S=Shelf

LEDge Light Dimming Components

Individual components to be used with Starter and Add-On Kits as needed.

LEDge Light Dimming Controller LLDC

LLDC LEDge Light Dimming Controller



LEDge Light Motion Sensor LLMS

• 60" (1524 mm) cord

LLMS

LLMS LEDge Light Motion Sensor



LEDge Light Sensor Mounting Bracket LLSMB-(TYPE)

• Specify sensor mounts for slotted upright (B) or shelf (S)

LLSMB-(TYPE)

LLSMB LEDge Light Sensor Mounting Bracket

TYPE Sensor Mount Type:

B=Slotted Upright

S=Shelf

LEDge Light Cat 5 Cable LLC5C-(NL)

• Used to connect Motion Sensor to Dimming Controller

LLC5C-(NL)

LLC5C LEDge Light Cat 5 Cable

NL Nominal Length 3', 15', 25' or 50'

(914 mm, 4572 mm, 7620 mm or 15,240 mm)



LEDge Light Cat 5 Coupler LLC5CP

LLC5CP

LLC5CP LEDge Light Cat 5 Coupler



LEDge Light Cat 5 Y-Splitter LLC5YS

LLC5YS

LLC5YS....LEDge Light Cat 5 Y-Splitter



Prices All prices are subject to change without notice. Every effort will be made to give advance notice of any increase through notification from the home office. The customer will receive an acknowledgement showing prevailing prices at the time the order is processed. State or other sales or use taxes, freight and surcharges will be charged when applicable. Freight quotes may be provided based upon information available at time of quote, but are not guaranteed. Active freight charges will be billed if applicable. When market conditions dictate, a surcharge may be implemented. All quotations automatically expire at the end of 30 days.

Terms Cash in advance prior to production or net 30 days if open account status is approved by Madix Credit Department. MasterCard, Visa, and American Express are accepted.

Acceptance All orders, contracts, and agreements are subject to Madix's acceptance and approval. Madix shall not be liable for any delay in the performance of any order, contract, in the delivery of any goods, or for any damages resulting from such delay, when such delay is directly or indirectly caused by or due to fire, flood, accident, riot, act of God, war, governmental decree or order, strike, labor difficulties, shortage of labor, fuel, power, material or supplies, transportation delay or any other delay or causes (whether or not similar to any of those herein before specified) beyond our reasonable control. Order acceptance will be per the conditions and terms outlined in Madix's acknowledgement. Mailing of the acknowledgement will signify Madix's acceptance of the order.

Minimum Charge Orders are subject to a minimum charge of \$50.00 net (merchandise only) per shipping destination.

Changes and Cancellations Customer requested changes and cancellations are subject to approval by Madix. Every reasonable effort will be made to accommodate these requests without additional cost to the customer. Any manufacturing or engineering costs incurred will be charged to the customer. Orders produced and delayed for more than one week may incur charges for demurrage, unloading, or other storage costs. Madix will advise customers of the estimated charges at the time changes or cancellations are made.

Shipments Method and route of shipment are at Madix's discretion unless Madix is furnished with complete shipping instructions at least ten (10) days before the scheduled shipping date. Freight is FOB/EXW Madix shipping point.

Freight Claims For common carrier shipments, claims must be made directly with the carrier by the recipient. Listed are the types of losses which may occur, and your responsibility in handling them:

Loss of Freight: It is the receiver's responsibility to count the freight at the time of delivery. Any exception must be noted on the carrier's delivery receipt at time of delivery.

Damage of Freight: As with a loss of freight, damage of freight must be noted on the carrier's delivery receipt at the time of delivery. It is the receiver's responsibility to make sure that the freight is inspected for visible damage and that the number of pieces damaged is marked on the carrier's delivery receipt. Failure to note visible damage at the time of delivery will result in non-payment of a damage freight claim. Salvage must be held for the carrier.

Concealed Damage: If goods are received in apparently good condition but there is concealed damage, it is the customer's responsibility to contact your Madix Service Representative within 15 calendar days from delivery. Customer must keep the product and the packaging so that an inspection may be conducted by the carrier. Failure to handle a concealed damage claim in this manner could greatly reduce the amount recovered from the carrier.

Returned Goods Returned Goods requests must be submitted to Madix, Inc. within 60 days after receipt of product. Authorization must be in writing on Madix's RGA (Return Goods Authorization) form. Goods must be received within 30 days of RGA issue date for credit. Customer is responsible for delivery of authorized returns to Madix designated location in condition originally received. Only Code A products finished in returnable colors as indicated on the finish policy pages will be considered for return, and only items in unused, in resalable condition, and in the original packaging. No special size, color, or specially manufactured parts or products are eligible for return unless sent to the customer as the result of an error by Madix. Only merchandise listed on the RGA will be accepted for conditional return. Credit will not be issued for that portion of merchandise that is not considered resalable. A handling and restocking charge of 25% of the invoice price will be charged for all approved returns. Submit requests to your Madix Sales Representative or Customer Service Department prior to returning any merchandise. All returns must be have the customer name and Madix RGA number prominently displayed on each package. Product to be shipped prepaid at customer's expense unless prior approval has been received from an authorized Madix Representative.

Warranty We warrant to the original purchaser that all products manufactured by Madix are free from defects in material and workmanship. This warranty is invalid if products or parts are modified or used in a manner other than the intended purpose. Our obligation under this warranty is limited to repairing or replacing of any part or parts which shall, within one (1) year after delivery to the original purchaser, be demonstrated to be defective under normal use and service. This warranty is in lieu of all other warranties, expressed or implied, and of all other obligations or liabilities of any kind on Madix's part, and no modification of this warranty shall be valid or binding unless in writing and signed by an officer of Madix, Inc.

Production Madix fixtures are manufactured utilizing the most current technology of highly automated systems with process control techniques. Skilled craftsmanship, combined with automatic presses, roll forming machines, multi-spot welders, conveyers, finishing equipment and thorough inspections produce store fixtures of the highest quality.

Upright Carefully engineered of heavy gauge, high quality steel components, the UPRIGHT is slotted one inch on center for maximum flexibility, shelf adjustability and use of available space. Standard heights range from 36" through 96" with built-in leveler. For the finishing touch at the end of the shelving run, the snap-on UPRIGHT END COVER is made of durable, scuff and impact resistant plastic or heavy gauge metal. The UPRIGHT CAP, made of high impact plastic, has provision for a sign holder.

Base Shoe The five inch low BASE SHOE features exclusive "I" beam design, engineered of projection welded high strength steel parts insuring maximum load capacity. Snaps securely into upright with leveler and electrical access allowing for quick error free installation. For the finished look, the one piece slip on BASE END COVER is made with a high impact plastic nose reinforcement to protect base shelf tag molding.

Spanners Snap-in support SPANNERS keep uprights at equal spacing and hold the back panels rigid. Each spanner has knockouts for electrical access and telescoping uprights.

Back Panels High density hardboard BACKS fit flush to the face of the upright. A wide variety of finishes include solid, pegboard, wood grain and fabric in a wide assortment of optional colors. Mirrors and open backs are also available.

Kickplate Fully floating feature of kickplate allows flush fit against uneven floors, snaps in and out without disturbing base shelf for easy cleaning. Convenient knockout accommodates electrical access.

Base and Upper Shelves Steel base shelves feature lock tabs to insure quick installation and precision alignment. A double row of 1/4" inch perforations on the front and rear edge makes any form for binning possible. Slim bracket, high tensile design with flat or 15 degree downslope upper shelf positions allow for maximum merchandise visibility. Integrally formed price tag molding accommodates 11/4" tag. Upper shelves available in 8", 10", 12", 14", 16", 20", 22", 24", 26", 28", and 30" depths. Base shelves available in 12", 14", 16", 18", 20", 22" 24", 26", 28" and 30" depths.

Shelf Loading The recommended load capacity for upper shelves is based on evenly distributed weight. Capacities are reduced by 35% when front half is loaded and reflect rated maximum load. Load capacities are shown in the General Information Section under Shelf Loading.

Baked Enamel, Powder Coat Finishes All metal parts are finished with a specially formulated high solids or powder which are electrostatically bonded in a unique multi-stage process, to insure the highest quality finish. Aerosol cans of Touch-up paint are available in Madix's standard and optional colors. FAA regulations prohibit the shipment of this product by air or in export containers by air or ocean to countries outside the United States.

Product Maintenance When necessary to clean Madix shelving, use a non-abrasive mild detergent and warm water, followed by thorough drying. The use of a cloth made of a soft white cotton material is strongly recommended. The use of cleaning products that contain abrasive, bleach, or strong solvents, such as ketones, ethers, etc. will result in damage to the finish. The damage is most severe when these harsh cleaning agents are used on colors which contain leafing aluminum pigment such as powder chrome, silver vein, and other "vein" type finishes. The aluminum in these coatings resides at the surface of the finish and is therefore susceptible to damage by the harsh cleaning agents. As an alternative to the mild detergent, cleaners with ingredients similar to those found in products such as 409, Fantastik, and Simple Green can be used. Caution! Cleaners having ingredients similar to those found in Ajax, Borax, Comet, etc. should be avoided as finish damage could result.

Codes In your planning stage, consult with local municipal engineers to determine what codes and restrictions will be applicable in the locations where the shelving will be used. Codes may include: state, local, fire, building, and health and safety codes. Seismic requirements may apply in some locations. For example, in most locations fire codes state that fixtures need to be at least 18 inches below the sprinklers.

Shelving Selection Take into consideration the load that is expected not only on each shelf but also on the unit as a whole. Take into account the upright capacity. Refer to the load capacity information that is in the Madix Standard Catalog. Madix shelves are rated using an evenly distributed load. Do not install shelves or accessories that extend beyond the depth of the Base Shelves. Consider making the Base Shelves and low height fixtures a contrasting color from the floor's color to prevent potential tripping hazards. Do not use Madix parts or accessories for any purpose other than originally intended by Madix.

Shelving Installation Initial installation or relocation of Madix shelving should be supervised by qualified personnel. Madix products should be installed according to Madix's specifications. Madix's installation sequence must be followed for assembly and leveling. An improperly installed store fixture has a poor appearance and may cause a dangerous condition. Be especially careful when leveling fixtures with offset loads in which one side of the fixture has a considerably heavier load than the other side. Dismantling and reassembling used Madix shelving can be dangerous if the installers who are doing the work leave out parts, use damaged parts, or do not reassemble the product by Madix's specifications. Do not alter, modify, or structurally change any shelving component. Do not move assembled shelving. Only parts and accessories that are produced and supplied by Madix are covered by the Madix warranty. Do not assemble Madix fixtures with parts from other manufacturers. Under no circumstances should you use damaged parts. When assembling Gondola/Wall Shelving, install Kickplates to protect the Base Shoes from floor cleaning equipment and to offset the possible bumping and misalignment of the shelving runs. Do not install shelves or accessories on the sides of wall sections or any section that is not supported by Base Shoes. Use caution when handling and transporting shelving parts. Be careful when cutting shrink wrap from pallets because the shelving parts can dislodge from the wrap and fall. Cut the wrap gradually from the top, only as much as you need to remove the product from the top. Two common hazards while installing store fixtures are: employees hurting themselves with improper types of box cutters and employees putting boxes on the floor and then tripping over them.

Anchoring and Floors Depending on code requirements and Madix's specifications, some products must be anchored to the walls and/or floors. Do not lean tall or heavy objects against unanchored shelving systems. Retailers must consider the type of floor upon which the shelving will be installed.

Impact Loading Impact during the loading and unloading of merchandise can create an adverse loading situation and may result in damage to or failure of the Madix shelving. Do not walk or climb on Madix shelving.

Overtipping Overloading the top portion of the shelving, non-uniform loading, out-of-plumb installation, and impact can cause shelving to overturn. Improperly installed Madix shelving with offset loads can cause store fixtures to collapse. Carefully follow Madix's installation instructions in order to prevent shelving from overturning.

Additional Shelving Safety Pointers Product loading instructions are included with each Madix order. Retailers must make merchandisers aware of the product's load limitations and the dangers of overloading the shelving. Remove any merchandise or overstock before attempting to move Madix shelving. Periodically inspect your Madix shelving for damaged or loose parts. Make sure that shelves and accessories are properly seated in the slotting or perforations. Make sure that shelves and accessories are not overloaded. As merchandising changes, beware of creating offset loads on shelving runs that are not properly leveled. Look for leveling warning signs such as increased gaps between shelves or accessories that may indicate that the shelving runs need re-leveling. Damage to Madix shelving is dangerous. In some cases, the shelving should be unloaded immediately and repaired or replaced before returning to service. Re-level fixtures that you have bumped or moved. Incorporate safety into your merchandising strategy. When possible, merchandise the heavier products on the lower shelves. If the merchandise will not fit on the Madix shelves and there is a replenishment cycle, make sure that the cycle is a safe one. Make sure that merchandise and overstock are properly stacked and maintained so that items will not fall into the aisles. Assure that customers who handle merchandise or overstock will not push product from one side of the Madix fixture to the other side where people could be injured from falling merchandise. Safely secure overstock that is placed on Madix shelves overhead. Measure the difficulty that your employees have in retrieving overstock, and consider whether employees or customers could be injured if the product happens to fall from the shelving units. Teach employees and inform customers that Madix shelves should never be used as ladders to reach higher shelves. Ladders should be clearly marked for employees use only and should not be left unattended, or customers will try to remove stock on higher shelves by themselves. Notify customers to ask for assistance when they need product that is out of their reach.

**POSSESSION OF THIS CATALOG IS NOT AUTHORIZATION TO SELL MADIX PRODUCTS!
ALL FACTORY QUOTES ARE GOOD FOR 30 DAYS ONLY.**

Finish Policy for Metal Products

Standard Colors, Returnable– Code A Madix standard returnable colors for display shelving are Sahara, Blue Gray, Oyster, Snow White, and Satin Black. Madix standard returnable colors for wire products only are Powder Chrome and Silver Vein. All catalog items are priced in standard color.

No Charge Colors (Non-Returnable)– Code B Madix non-returnable colors offered at the standard price are Chocolate, Dove Gray, Dover White, Fashion Gray, Skyline Gray and Tru Gray. All catalog items are priced in standard color.

Optional Colors-Level I Finishes (Non-Returnable)– Code B Madix offers optional colors, also known as Grade I Finishes, at additional charge: Bright Orange, Hollyberry, Hunter Green, Mandarin, Neon Blue, Spectrum Blue, Spectrum Green, Spectrum Red and Valencia. Products painted with these colors are non-returnable.

Metal Components: \$350.00 line charge plus published per-piece charge. **Metal Back panels:** \$350.00 line charge plus published per-piece charge.

Special Colors– Code C Use line change charge plus per piece charge supplied by customer service. Special colors are non-returnable.

Pricing For Levels II To IV:

Level II: 1.6 x Optional Color Upcharge. **Example:** Optional upcharge for SUS is \$1.50; upcharge with Level II finish will be \$2.40.

Level III: 2.8 x Optional Color Upcharge. **Example:** Optional upcharge for SUS is \$1.50; upcharge with Level III finish will be \$4.20.

Level IV: 3.8 x Optional Color Upcharge. **Example:** Optional upcharge for SUS is \$1.50; upcharge with Level IV finish will be \$5.70.

Metal Components: \$500.00 line charge plus published per-piece charge. **Back panels:** \$350.00 line charge plus published per-piece charge.

Maintenance for Metal Products

Baked Enamel and Powder Coated Finishes All metal parts are finished with a specially formulated high solids or powder which are electrostatically bonded in a unique multi-stage process to insure the highest quality finish. Aerosol cans of touch-up paint are available in Madix's standard and optional colors. FAA regulations prohibit the shipment of this product by air or in export containers by air or ocean to countries outside the United States.

Product Maintenance When cleaning Madix shelving, use a non-abrasive mild detergent and warm water, followed by thorough drying. Using a soft white cotton cloth is strongly recommended. Cleaning products containing abrasives, bleach, or strong solvents will result in damage to the finish, especially when used on colors containing leafing aluminum pigment, such as powder chrome or vein-type finishes.

Finish Policy for Wood Products

High Pressure Laminate The terms "laminate" or "HPL" are commonly applied to this material which consists of multiple layers of paper infused with phenolic resin and topped by a finish paper coated with clear melamine resin, all totally bonded under high pressure and heat. The finished sheet has extremely high wear and impact resistance.

Customer Specified High Pressure Laminate Madix coding is based on Wilsonart availability. Laminates other than Wilsonart may require additional lead time.

- Customer specified laminates add \$100.00 per pattern, per order
- Additional charge will apply based on the laminate grade that is chosen

Laminates that are not from a laminate manufacturer's standard samples (metallics, heavy textures, wet looks, core edge, special prints) will require a special quote. Contact Customer Service for specific pricing on laminates not listed above.

Thermofused Panels Thermofused panels are ideal for non-wear surfaces and have substantial impact and wear characteristics compared to melamine panels previously available. The product is produced using hot press laminating polyester or melamine resin impregnated self-bonding paper to wood substrate. Performance specifications are available from the American Laminations Association. Madix does not recommend the use of Thermofused panels on horizontal or other wear surfaces.

Printed Mirror Hardboard Printed materials are primarily used for back panels, but appear as various other products. These materials are carefully cross matched to the corresponding laminates and Thermofused. Mylar mirror hardboard is used in the same applications and is also available in pegboard and grooved pegboard.

Finish Policy for Back Panels

Standard Colors, Returnable– Code A Madix standard returnable colors for display shelving back panels are Sahara, Oyster, and Snow White.

Optional Colors-Level I Finishes (Non-Returnable)– Code B Madix non-returnable back panel colors offered at the optional price are Chocolate, Dove Gray, Dover White, Fashion Gray, Satin Black, Skyline Gray, Blue Gray and Tru Gray. Set-up charge of \$350.00 applies.

Optional Colors-Level II Finishes (Non-Brilliant)– Code B Madix offers optional back panel colors also known as non-brilliant finishes at an additional charge. These colors include custom grays, off whites, tans, and beiges not listed in Madix's Finishes brochure. Products painted with these colors are non-returnable. Set-up charge of \$350.00 applies.

Optional Colors-Level III Finishes (Brilliant)– Code C Brilliant back panel finishes include Hunter Green, Neon Blue, Spectrum Blue, and Spectrum Green. Set-up charge of \$350.00 applies.

Optional Colors-Level IV Finishes (Reds and Yellows)– Code C Use line change charge plus per piece charge supplied by customer service. Special colors are non-returnable. Set-up charge of \$350.00 applies.

Pricing For Levels II To IV

Level II 1.2 x the difference between the Hardboard/Pegboard Optional Color pricing and the Hardboard/Pegboard Sahara pricing. **Example:** Optional upcharge for a BH-342 with a Level II finish would be calculated as follows: \$13.85 - \$12.45 = \$1.40 x 1.2 = \$1.68. The color upcharge for a BH-342 with a Level II finish is \$1.68. This upcharge amount will be added to the Optional Color price of a BH-342. The new price of a BH-342 using a Level II finish is \$15.53 (\$13.85 + \$1.68 = \$15.53).

Level III 1.4 x the difference between the Hardboard/Pegboard Optional Color pricing and the Hardboard/Pegboard Sahara pricing. **Example:** Optional upcharge for a BH-342 with a Level III finish would be calculated as follows: \$13.85 - \$12.45 = \$1.40 x 1.4 = \$1.96. The new color upcharge for a BH-342 with a Level III finish is \$1.96. This upcharge amount will be added to the Optional Color price of a BH-342. The new price of a BH-342 using a Level III finish is \$15.81 (\$13.85 + \$1.96 = \$15.81).

Level IV 1.8 x the difference between the Hardboard/Pegboard Optional Color pricing and the Hardboard/Pegboard Sahara pricing. **Example:** Optional upcharge for a BH-342 with a Level IV finish would be calculated as follows: \$13.85 - \$12.45 = \$1.40 x 1.8 = \$2.52. The color upcharge for a BH-342 with a Level IV finish is \$2.52. This upcharge amount will be added to the Optional Color price of a BH-342. The new price of a BH-342 using a Level IV finish is \$16.37 (\$13.85 + \$2.52 = \$16.37).

NOTE! See Finishes Brochure for color samples.



Innovation on Display Since 1956



www.madixinc.com

Texas 500 Airport Road, Terrell, TX 75160 | 1010 S. Bolton, Jacksonville, TX 75766
Alabama 20984 Alabama Hwy. 9, Goodwater, AL 35072 | 500 Madix Drive, Eclectic, AL 36024