

Queuing Fixture

Organize your customers, and align your sales in the process. With Madix's Queuing Fixture system, retailers improve customer satisfaction and brand loyalty while lifting sales and reducing wait time in the checkout area.



queuing fixture

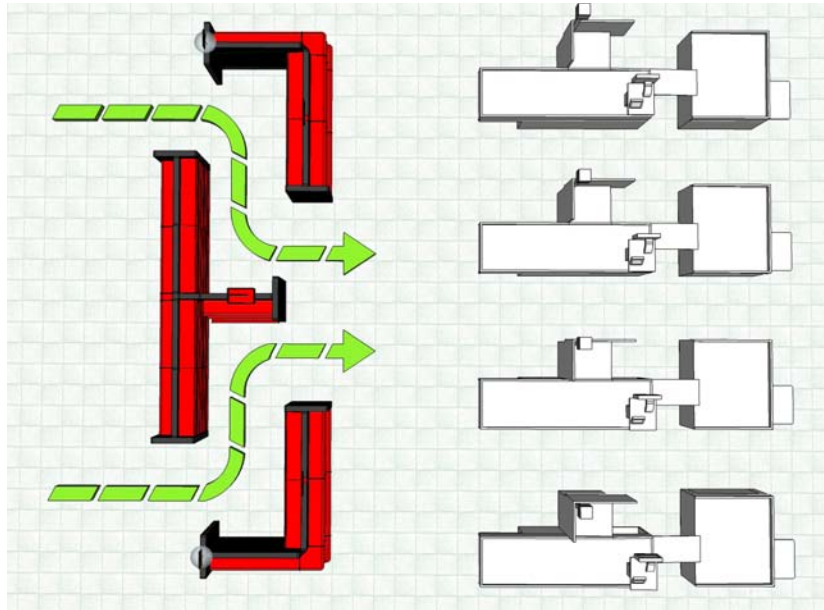
Parts Required for Queuing Fixture as shown above

Part Number	Part Number	Quantity	
A	TLRQUE421010	Tube Line Queue Full Upright, End	6
B	TLRQUI421010	Tube Line Queue Full Upright, Intermediate	2
C	TLTRQUR4210	Tube Line Queue Half Upright, Right	2
D	TLRQTB48	Tube Line Queue Tie Bar, 48"	4
E	TLRQTB36	Tube Line Queue Tie Bar, 36"	8
F	TLRQOCF42	Tube Line Queue Outside Corner Fill 42"	8
G	TLRQBSW24842	Tube Line Queue Slatwall Back 2" OC	4
H	TLRQBSW2364	Tube Line Queue Slatwall Back 2" OC	8
I	TLRQEF2441SWP2H	Tube Line Queue End Frame	2
J	TLRQABM11X7	Tube Line Queue Plastic Bowl Intermediate Mount	2
K	TLRQABM11X7EC	Tube Line Queue Plastic Bowl End Mount	2
L	TLRQABM3X4	Tube Line Queue Plastic Bowl Intermediate Mount	4
M	TLRQWAT	Tube Line Queue Wire Acrylic Trough with Sign	6
N	TLSDTR4810	Tube Line Side Deck	2
O	TLSDTR3610	Tube Line Side Deck	4
P	TLMSD4808	Tube Line Metal Shelf with Double Perforations	4
Q	TLMSD4810	Tube Line Metal Shelf with Double Perforations	4
R	TLCNT4808	Tube Line Candy Shelf	4
S	TLCNT4810	Tube Line Candy Shelf	8
T	WCANS	Wire Candy Shelf	8
U	TLRQOCBS10	Tube Line Queue Outside Corner Base	1
V	TLRQOCS10	Tube Line Queue Outside Corner Shelf	3
W		Clear Plastic Bowl	2

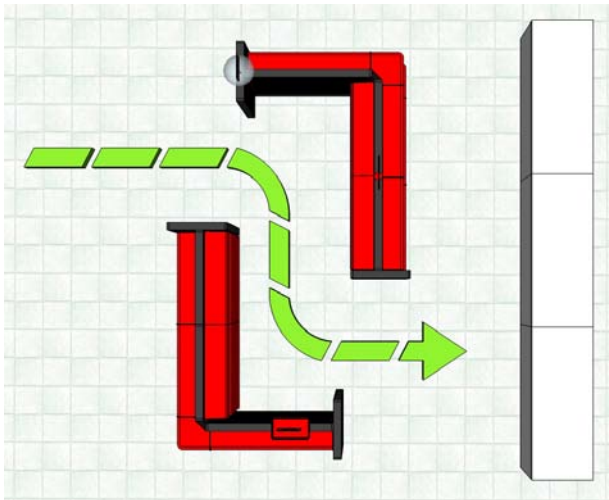
Queuing Fixture

Madix's Queuing Fixture System can be combined into several configurations to best meet a retailer's needs. Depending on the amount of available sales floor real estate, a retailer may choose to combine two systems to accommodate a larger flow of traffic. With all configurations, customer frustration is reduced or relieved all together, helping retailers in their efforts to create loyal, repeat shoppers.

Configuration A: Ideal for Larger Store Formats



Configuration B: Ideal for Smaller Store Formats



A B Tube Line Queue Full Upright

• See chart for recommended quantities

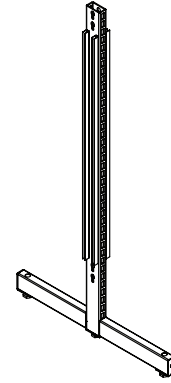
TLTRQU(TYPE)(NH)(LS/RS)

TLTRQU.....Tube Line T-Rack Queue Upright Full

TYPE.....I=Intermediate
E=End

NH.....Nominal Height 36"-72" in 6" increments
(914 mm-1829 mm in 152 mm increments)

LS/RS.....Left-Side/Right-Side
1010=10" (254 mm)
1212=12" (305 mm)
1414=14" (356 mm)
1616=16" (406 mm)
1818=18" (457 mm)
2020=20" (508 mm)



C Tube Line Queue Half Upright


TLTRQU(TYPE)(NH)(ND)

TLTRQU.....Tube Line T-Rack Queue Half Upright

TYPE.....I=Intermediate
R=Right
L=Left

NH.....Nominal Height 36"-72" in 6" increments
(914 mm-1829 mm in 152 mm increments)

ND.....Nominal Depth 10"-20" in 2" increments
(254 mm-508 mm in 51 mm)



D E Tube Line Queue Tie Bar

TLTRQT(B)(NW)

TLTRQU.....Tube Line T-Rack Queue Tie Bar

NW.....Nominal Width 12"-48" in 6" increments
(305 mm-1219 mm in 152 mm)




F Tube Line Queue Outside Corner Fill

TLTRQOCF(NH)

TLTRQ.....Tube Line T-Rack Queue

OCF.....Outside Corner Fill

NH.....Nominal Width 42" (1067 mm)



G H Tube Line Queue Slatwall Back

- 2" OC slotting


TLTRQUBSW2(NW)(NH)

TLTRQU.....Tube Line T-Rack Queue

BSW.....Slatwall Back

NW.....Nominal Width 18"-42" in 6" increments
(457 mm-1067 mm in 152 mm)

NH.....Nominal Height 36"-72" in 6" increments
(914 mm-1829 mm in 152 mm increments)



I Tube Line Queue End Frame


- 2" OC slatwall

TLTRQEF(NW)(NH)SWP2H

TLTRQU.....Tube Line T-Rack End Frame

NW.....Nominal Width 24"-48" in 6" increments
(610 mm-1219 mm in 152 mm)

NH.....Nominal Height 36"-72" in 6" increments
(914 mm-1829 mm in 152 mm increments)



J K L Tube Line Queue Plastic Bowl Mount

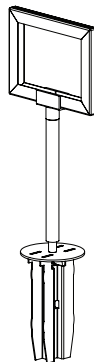
- Use to mount bowl or use as sign only

TLTRQUABM(OPT1)(OPT2)

TLTRQU.....Tube Line T-Rack Queue Plastic Bowl Mount

OPT1.....3X4
11X7

OPT2.....Blank=Intermediate Mount
EC=End Cap Mount

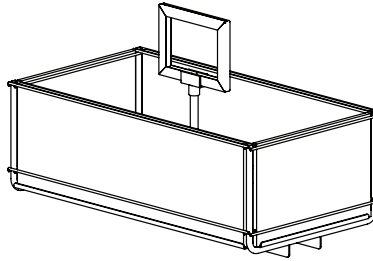


M Tube Line Queue Wire Acrylic Trough with Sign

- 16¼"W x 8¾"D x 5½"H" (413 mm x 222 mm x 140 mm)
- Mounts to tie bar with screw

TLTRQWAT

TLTRQWAT.....Tube Line T-Rack Queue Wire Acrylic Trough with Sign



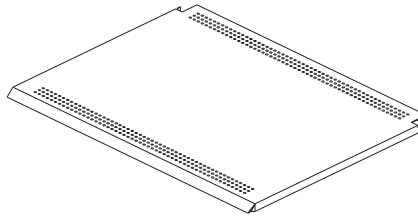
N O Tube Line Side Deck

- Systems can be used with or without Side Decks
- Depth of each Side Deck ordered must match the greatest depth for each side of the T-Rack unit

TLSDTR(NW)(ND)

TLSDTR.....Tube Line T-Rack Side Deck

- NW.....Nominal Width 24" to 48" in 6" increments (610 mm to 1219 mm in 152 mm increments)
- ND.....Nominal Depth 8" to 42" in 2" increments (203 mm to 1067 mm in 51 mm increments)




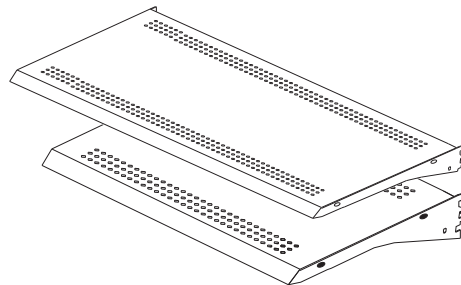
P Q Tube Line Metal Shelves

- Each metal shelf deck has three rows of diamond perforations, spaced ½" OC
- Brackets are three position: flat, 15° down slope and 12° up tilt

TLMSD(NW)(ND)

TLMSD.....Tube Line Metal Shelf Double Perforations

- NW.....Nominal Width 24", 30", 36", 48" (610 mm, 762 mm, 914 mm, 1219 mm)
- ND.....Nominal Depth 8" to 24" in 2" increments (203 mm to 610 mm in 51 mm increments)

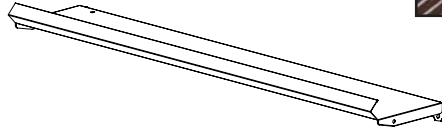


R S Tube Line Candy Shelves

- Customize candy aisles or specialty end cap displays
- 15° down tilt keeps products fronted
- Front lip serves as a retainer to keep merchandise from sliding off the shelf
- Load capacity 75 lbs

TLCSNT(NW)(ND)

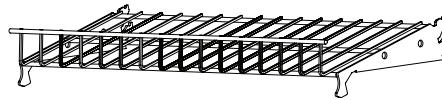
TLCSNT...Tube Line Candy Shelf No Tag
 NW....Nominal Width 24", 30", 36", or 48"
 (610 mm, 762 mm, 914 mm, 1219 mm)
 ND....Nominal Depth 4"-12" in 2" increments
 (102 mm-305 mm in 51 mm increments)



T Wire Candy Shelves

WCANS(OPT)-(NW)(ND)-(TAG)

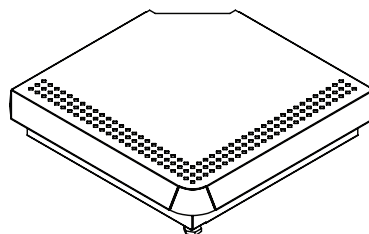
WCANS....Wire Utility Basket for Slatwall
 OPT....Blank=1½" OC Mesh (38 mm)
 34=¾" OC Mesh (19 mm)
 NW....Nominal Width 18", 24", 30", 36", 42", 48"
 (457 mm, 610 mm, 762 mm, 914 mm, 1067 mm, 1219 mm)
 ND....Nominal Depth 06"-30" in 2" increments
 (152 mm-762 mm in 51 mm increments)
 TAG....Blank=No Tag
 A=Aluminium
 G=Gold
 PC=Powder Coat



U Tube Line Queue Outside Corner Base

TLTRQOCBS(ND)

TLTRQ....Tube Line T-Rack Queue
 OCBS....Outside Corner Base Shelf
 ND....Nominal Depth 10" to 18" in 2" increments
 (254 mm to 457 mm in 51 mm increments)

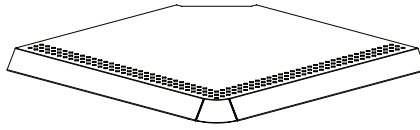


V Tube Line Queue Upper Shelf

- Allows continuous run of shelving around the outside corners

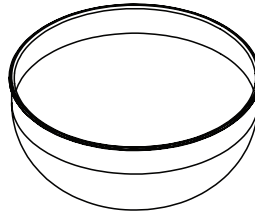
TLTRQOCS(ND)

- TLTRQ.....Tube Line T-Rack Queue
- OCBS.....Outside Corner Shelf
- ND.....Nominal Depth 10" to 18" in 2" increments (254 mm to 457 mm in 51 mm increments)



W Clear Plastic Bowl

- Approximately 12" x 6"H (305 mm x 152 mm)



Large Appliance Fixture Display

- Installs behind large appliances providing signage
- Conceals back of appliances providing a cleaner looking sales floor

LAFD(NW)(NH)(ND)

- LAFD..... Large Appliance Fixture Display
- NW.....Nominal Width 36", 48", 60" (914 mm 1219 mm 1524 mm)
- NH.....Nominal Height 54", 58" (1372 mm to 1473 mm)
- ND.....Nominal Depth 24 (610 mm)

